

# Operational Plan

## 2025/2026





# INTERPRETER SERVICES



## MAHALAGA | FILIPINO

Kung kailangan mo ng tulong sa pagbabasa at pag-unawa sa dokumentong ito, ang mga kawani ng customer service ng Wentworth Shire Council ay masaya na tumulong sa pag-aayos ng isang libreng serbisyo ng interpretasyon. Upang ayusin ang isang interpreter, mangyaring makipag-ugnayan sa Council sa 03 5027 5027, o bisitahin ang isang Council Office na nakalista sa ibaba.



## IMPORTANT | FRANÇAIS

Si vous avez besoin d'aide pour lire et comprendre ce document, le personnel du service client du Wentworth Shire Council se fera un plaisir de vous aider à organiser un service d'interprétation gratuit. Pour organiser un interprète, veuillez contacter le Conseil au 03 5027 5027 ou visitez un bureau du Conseil indiqué ci-dessous.



## ΣΗΜΑΝΤΙΚΟ | ΕΛΛΗΝΙΚΟ

Εάν χρειάζεστε βοήθεια για την ανάγνωση και την κατανόηση αυτού του εγγράφου, το προσωπικό εξυπηρέτησης πελατών του Wentworth Shire Council είναι πρόθυμο να σας βοηθήσει στη διευθέτηση μιας δωρεάν υπηρεσίας διερμηνείας. Για να κανονίσετε έναν διερμηνέα, επικοινωνήστε με το Δήμο στο 03 5027 5027 ή επισκεφθείτε ένα Γραφείο του Συμβουλίου που αναφέρεται παρακάτω.



## IMPORTANTE | ITALIANO

Se hai bisogno di assistenza per leggere e comprendere questo documento, il personale del servizio clienti del Wentworth Shire Council sarà lieto di assisterti nell'organizzazione di un servizio interpretativo gratuito. Per organizzare un interprete, contattare il Comune allo 03 5027 5027 o visitare uno degli uffici del Comune elencati di seguito.



## PENTING | MELAYU

Jika anda memerlukan bantuan membaca dan memahami dokumen ini, kakitangan perkhidmatan pelanggan Wentworth Shire Council berbesar hati untuk membantu dalam pengatur perkhidmatan tafsiran percuma. Untuk mengatur jurubahasa, sila hubungi Majlis di 03 5027 5027, atau lawati Pejabat Majlis yang disenaraikan di bawah.



## 重要 | 普通话 (简体中文)

如果您在阅读和理解本文件时需要帮助, 温特沃思郡议会的客户服务人员很乐意协助安排免费口译服务。如需安排口译员, 请致电 03 5027 5027 联系议会, 或前往下列议会办公室。



## મહત્વપૂર્ણ | અંગ્રેજી

જેકર તુહાનું દિસ દસઝાદેજી તું પઝૂઠન અઝે સમઝતે વૈંચિ સઘાઈઝા દી લેઝ રૈ, તં વૈનટવરથ સઘાઈર કાઉસિલિ દે ગાઠક મેટા સટાઢ ઈંક મુઢઝ વૈઆધિઆ મેટા દે પુરંચંપ વૈંચિ સઘાઈઝા કરન લઈ યુઝ ઠન। દુઝામીદે દા ઈંઝામ કરન લઈ, કચિપા કરવે 03 5027 5027 'ઝે કાઉસિલિ નાલ મંપરક કરે, જાં ઠેઠાં સુચીચંપ કમિ કાઉસિલિ દઢઝર 'ઝે જાઈ।



## สำคัญ | แบบไทย

หากคุณต้องการความช่วยเหลือในการอ่านและทำความเข้าใจเอกสารนี้ เจ้าหน้าที่บริการลูกค้าของ Wentworth Shire Council ยินดีให้ความช่วยเหลือในการจัดการบริการล่ามฟรี หากต้องการจัดเตรียมล่าม โปรดติดต่อสภาที่ 03 5027 5027 หรือไปที่สำนักงานสภาตามรายการด้านล่าง



## ÖNEMLİ | TÜRKÇE

Bu belgeyi okuma ve anlama konusunda yardıma ihtiyacınız varsa, Wentworth Shire Belediyesi'nin müşteri hizmetleri personeli, ücretsiz tercümanlık hizmetinin ayarlanmasında yardımcı olmaktan mutluluk duyacaktır. Bir tercüman ayarlamak için lütfen 03 5027 5027 numaralı telefondan Belediye ile iletişime geçin veya aşağıda listelenen bir Belediye Ofisini ziyaret edin.



## QUAN TRỌNG | TIẾNG VIỆT

Nếu bạn cần trợ giúp để đọc và hiểu tài liệu này, nhân viên dịch vụ khách hàng của Hội đồng Wentworth Shire sẵn lòng hỗ trợ sắp xếp dịch vụ thông dịch miễn phí. Để sắp xếp một thông dịch viên, vui lòng liên hệ với Hội đồng theo số 03 5027 5027 hoặc đến Văn phòng Hội đồng được liệt kê bên dưới.

## IMPORTANT | ENGLISH

If you require assistance reading and understanding this document, customer service staff of Wentworth Shire Council are happy to assist in the arrangement of a free interpretive service.

To arrange an interpreter, please contact Council on 03 5027 5027, or visit a Council Office listed below.

COUNCIL  
OFFICES



**Midway Community Centre**  
3 Midway Drive, Buronga NSW 2739



**Wentworth Visitor Centre (Main Administration Office)**  
61 Darling Street, Wentworth NSW 2648



*We acknowledge the traditional owners of the land on which we live and work,  
and pay our respects to their elders past, present, and emerging.*



# Our Objectives



*Wentworth Shire is a vibrant, growing and thriving region*

**ECONOMIC**



*Wentworth Shire is a great place to live*

**SOCIAL**



*Wentworth Shire is a community that works to enhance and protect its physical and natural environment*

**ENVIRONMENTAL**



*Wentworth Shire is supported by strong and ethical civic leadership with all activities conducted in an open, transparent and inclusive manner*

**CIVIC LEADERSHIP**





# Contents

<b>Overview</b>	<b>2</b>
<b>Achieving the vision for 2032</b>	<b>3</b>
<b>Financial Information</b>	<b>4</b>
Contribution to CSP Objectives	6
Capital Expenditure	7
How to read this plan	8
<b>Actions</b>	<b>9</b>
Strategy 1 - Economic	10
Strategy 2 - Social	12
Strategy 3 - Environmental	15
Strategy 4 - Civic Leadership	18
<b>Workforce Requirements</b>	<b>20</b>
<b>Future Year Estimates</b>	<b>23</b>
<b>Further information</b>	<b>23</b>
<b>Attachments</b>	<b>24</b>
Part 2 - Annual Statement of Revenue	25
Part 3 - Annual Fees and Charges	47
Part 4 - Rating Maps	93

Images in this document were sourced from Council's Image Library unless otherwise stated. Cover image: Junction Island, Wentworth.

The Annual Statement of Revenue forms part of the 2025/2026 Operational Plan and includes the 2025/2026 Fees and Charges. These documents have been prepared in accordance with Section 403(2) of the *Local Government Act 1993*.

The Annual Fees and Charges forms part of the 2025/2026 Operational Plan. These documents have been prepared in accordance with Section 403(2) of the *Local Government Act 1993*.

This document was compiled by Wentworth Shire Council.  
Copies of this document can be viewed online at [wentworth.nsw.gov.au](http://wentworth.nsw.gov.au)

© Copyright Wentworth Shire Council. Document modified: July 16, 2025



# Overview

Council’s Operational Plan is created each financial year as a sub-plan of Council’s four-year Delivery Program. The Operational Plan 2025/2026 is year one of Council’s Delivery Program.

It outlines the actions that Council will undertake in the financial year that contribute to achieving the commitments of Council’s Delivery Program and Community Strategic Plan.

It also identifies the annual budget required to deliver the actions and the responsible service area within Council who will oversee and report progress and performance results achieved.

The Plan is accompanied by Council’s 2025-2026 Annual Statement of Revenue and Schedule of Annual Fees and Charges which includes the proposed rates and annual charges.



## 2025/2026 Council Snapshot

	<b>137.05</b>	Full-time equivalent staff		<b>\$33 million</b>	Operational budget
	<b>\$57 million</b>	Budget forecast		<b>\$24 million</b>	Capital budget
	<b>62</b>	Planned actions		<b>4.50%</b>	Rate increase





## Achieving the vision for 2036

The consultation and engagement activities undertaken to inform the Wentworth Shire: Our Future in Focus - Community Strategic Plan 2026-2036 resulted in the formation of the following concise and ambitious vision for the region:

***Wentworth Shire will work together to create a thriving, attractive and welcoming community.***

To ensure we, as a community, can work toward achieving this vision, four strategic objectives have been developed around the quadruple bottom line which aims to balance social, environmental, economic and governance aspects of strategic plans.

Underpinning each objective is a range of supporting strategies that outline high-level approaches to achieving the objectives and delivering the vision.

### Quadruple Bottom Line

The quadruple bottom line underpins the Community Strategic Plan, helping to categorise the priorities that have been identified by the community.

Our strategies link directly to the quadruple bottom line, which are as follows:



*Wentworth Shire is a vibrant, growing and thriving region*



*Wentworth Shire is a great place to live*



*Wentworth Shire is a community that works to enhance and protect its physical and natural environment*



*Wentworth Shire is supported by strong and ethical civic leadership with all activities conducted in an open, transparent and inclusive manner*

**ECONOMIC**

**SOCIAL**

**ENVIRONMENTAL**

**CIVIC LEADERSHIP**

## Financial information

Budgeted Income Statement Summary	2025/2026 Budget
<b>Income from Continuing Operations</b>	
Rates & Annual Charges	\$11,640,392
User Charges & Fees	\$12,923,061
Interest & Investment Revenue	\$2,286,858
Other Revenues	\$1,958,378
Grants - Operating	\$12,410,051
Grants - Capital	\$8,133,998
Net Gains from the disposal of assets	\$100,000
<b>Total Income</b>	<b>\$49,452,738</b>

<b>Expenses from Continuing Operations</b>	
Employee Benefits	\$10,190,320
Borrowing Costs	\$1,282,304
Materials & Contracts	\$10,858,390
Depreciation & Amortisation	\$10,083,286
Other Expenses	\$667,697
<b>Total Expenses</b>	<b>\$33,081,997</b>
Operating Result from Continuing Operations	\$16,370,741
Less Capital Grants and Contributions	\$8,133,998
<b>Net Operating Result from Continuing Operations</b>	<b>\$8,236,743</b>

Funding Requirements	2025/2026 Budget
<b>Expenditure</b>	
Operating Expenditure	\$33,081,997
Capital Expenditure	\$24,290,133
<b>Total Expenditure</b>	<b>\$57,372,130</b>
less depreciation (incl. in expenditure)	\$10,083,286
<b>2025/2026 Cash Requirements</b>	<b>\$47,288,844</b>

<b>Cash Requirements funded from:</b>	
Operational Revenue	\$43,092,364
Borrowings	\$1,050,000
Retained Earnings	\$0
Council Restricted Reserves	\$3,146,480
<b>2025/2026 Total Funding</b>	<b>\$47,288,844</b>

<b>Projected Balances (Council Cash Reserves)</b>	
Projected opening cash balance 01/07/2025	\$45,000,000
Plus projected Cash surplus	\$1,995,297
<b>Projected cash balance at 30/06/2026</b>	<b>\$46,995,297</b>
Represented as:	
- Cash on hand	\$1,995,297
- Short Term Investments	\$5,000,000
- Long Term Investments	\$40,000,000



For Council to live within its means and achieve financial sustainability the annual budget must be balanced and in alignment to Council's long-term financial position. To ensure that Council lives within its means and that annual operations do not deplete financial reserves, Council's budget for 2025/2026 includes the following assumptions:

### **Rates and Annual Charges**

- The Ordinary Rate will be increased by the maximum 4.50% (as determined by the Independent Pricing and Regulatory Tribunal of NSW (IPART).
- Waste water access charges will be increased by 4.50%.
- Raw and filtered water access charges will be increased by 4.50%.
- Domestic waste charges will be increased by 4.50%.
- Water consumption charges will be increased by 4.50%.
- Interest will be charged on overdue rates and annual charges as approved by the Minister for Local Government.

### **Borrowings**

Borrowed funds enable the cost of acquiring assets to be spread over a longer period of time, thus easing the burden on current ratepayers.

In the 2025/26 financial year Council is proposing no new loan borrowings.

### **Restricted Reserves**

Council will utilise the following restricted reserves to fund capital expenditure during the 2025/2026 financial year:

#### **Loan Reserve**

\$1,050,000 from previously approved loans to fund the Buronga landfill and stormwater infrastructure upgrades.

#### **Unexpended Grants Reserve**

\$3,146,480 of prepaid grants to fund capital projects.

#### **Buronga Landfill Reserve**

Council intends to transfer \$1,200,000 to this reserve to set aside cash to fund future works at the landfill.

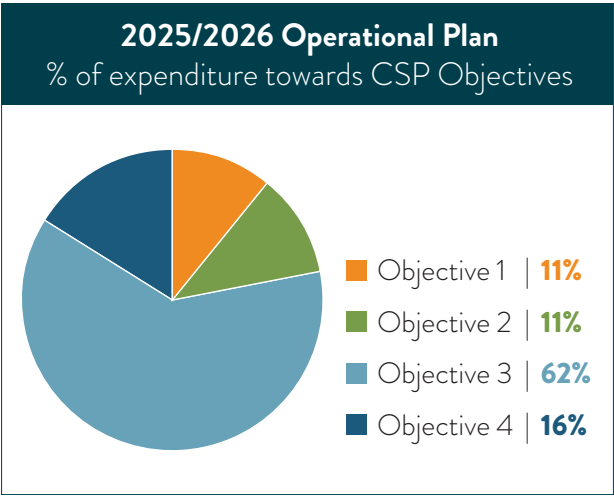


# Contribution to CSP objectives


In line with the Integrated Planning and Reporting Framework Council’s expenditure has been aligned with the Objectives established within the Community Strategic Plan.

The financial expenditure figures depicted in the following table provide an indication of how Council’s expenditure in 2025/2026 is aligned to the Community Strategic Plan.

The following pages provide the details of each Operational Plan action, including the description, the strategy that it is aligned to, the responsible officer, the source of funding and the budget amount for the financial year.




## Strategy 1



**ECONOMIC**

*Wentworth Shire is a vibrant, growing and thriving region*

## Strategy 2



**SOCIAL**

*Wentworth Shire is a great place to live*

## Strategy 3



**ENVIRONMENTAL**

*Wentworth Shire is a community that works to enhance and protect its physical and natural environment*

## Strategy 4



**CIVIC LEADERSHIP**


*Wentworth Shire is supported by strong and ethical civic leadership with all activities conducted in an open, transparent and inclusive manner*





# Capital Expenditure


The following major projects will be undertaken during 2025/2026:

A photograph showing a large pile of rubble and debris at a landfill site under a clear blue sky.

**Buronga Landfill Expansion**  
\$872,870

A photograph of a yellow JCB telehandler parked on a dirt surface.

**Plant Replacement**  
\$3,600,577

A photograph of a long, straight dirt road stretching into the distance under a clear sky.

**Roads Projects**  
\$6,666,663

A photograph showing large white pipes being installed or laid out on a construction site.

**Stormwater Upgrades**  
\$1,200,000

An aerial photograph of a park or recreational area with green grass, trees, and a paved path.

**Resources for Regions**  
\$2,703,069

A photograph of a wastewater treatment facility with large rectangular tanks and metal walkways.

**Sewer Upgrades**  
\$1,509,840

A graphic with a purple and blue background, featuring the text 'LIGHT/STATE' and 'SPONSORSHIP OPPORTUNITIES FOR MILDURA, LIGHTSTATE ATTRACTIONS AT LAKE CULLULLABINE AND WENTWORTH'.

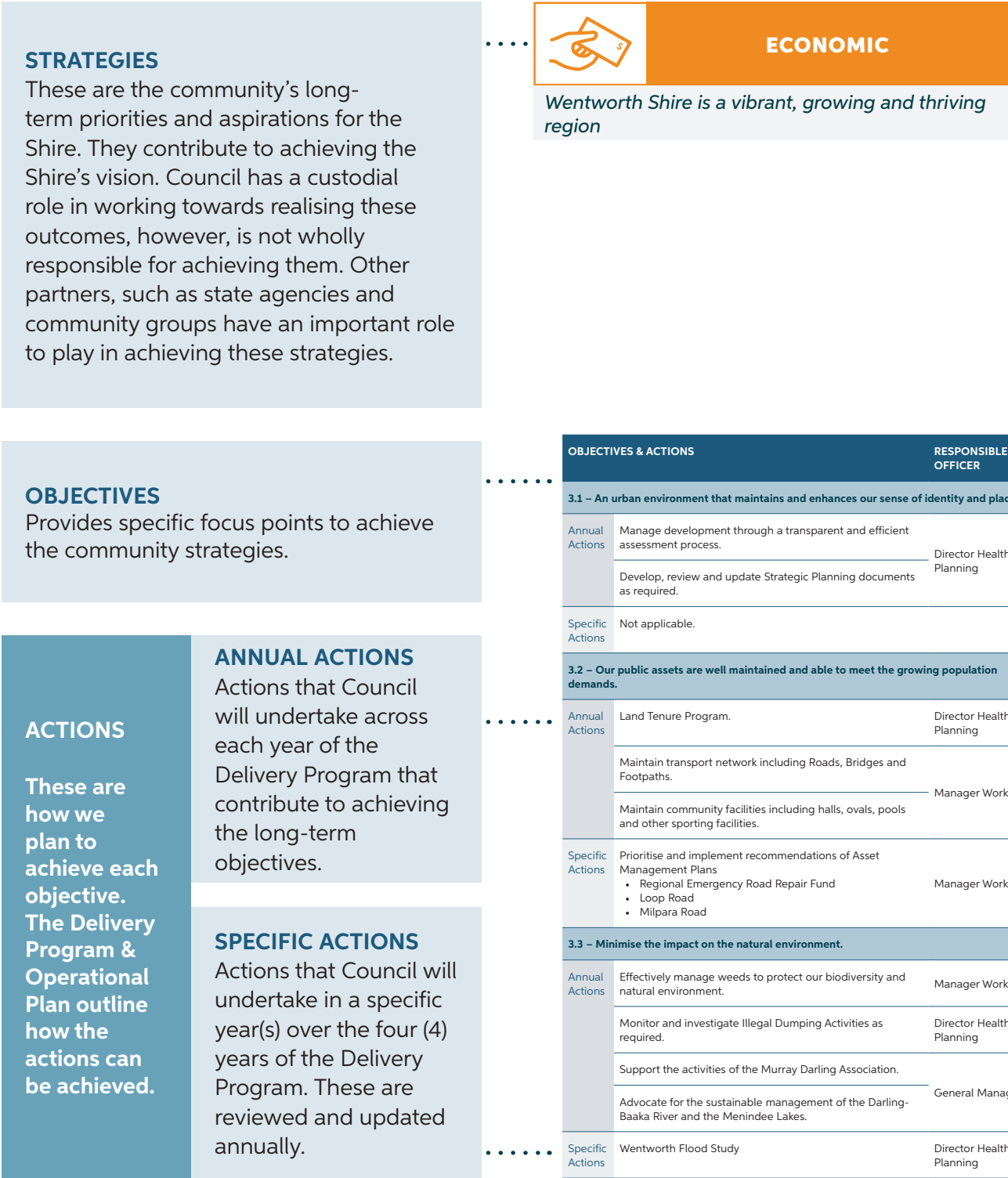
**Fibre Optic Symphonic Orchestra (FOSO)**  
\$5,535,516

A photograph of two large, cylindrical metal water storage tanks standing side-by-side.

**Water Upgrades**  
\$1,047,631

# How to read this plan

This diagram explains the key headings and terminology used in the following pages of this Plan.







Operational Plan 2025/2026

# ***Actions***





## STRATEGY 1

# OUR ECONOMY

## Strategy 1

# Our Economy


*Wentworth Shire is a vibrant, growing and thriving region*



OBJECTIVES & ACTIONS		RESPONSIBLE OFFICER
<b>1.1– Create a supportive Environment for business to invest and grow</b>		
Annual Actions	Utilise the Economic Development Strategy to advocate for approaches that create economic diversification and provide broader employment opportunities.	General Manager
	Support educational and employment opportunities that retain young people and local talent, attract new workers and provide opportunities for the unemployed.	
Specific Actions	Not applicable.	
<b>1.2– Promote the Wentworth Region as a desirable visitor and tourism destination</b>		
Annual Actions	Visitor Information Centre Services.	Team Leader VIC
	Work in partnership to expand the branding, promotion, attraction and opportunities in support of the growth of the visitor economy	Manager Tourism & Promotion
	Support the activities of Murray Regional Tourism, Destination NSW Riverina-Murray, and Wentworth Regional Tourism Inc.	
Specific Actions	Fibre Optic Symphonic Orchestra – Bruce Munro Art Installation	General Manager
<b>1.3 – High quality connectivity across the region</b>		
Annual Actions	Advocate for high standard physical and digital connectivity	General Manager
Specific Actions	Not applicable.	
<b>Total Council Operational Budget committed to Strategy 1</b>		<b>\$1,027,406</b>
<b>Total Council Capital Budget committed to Strategy 1</b>		<b>\$5,535,516</b>

Measuring Progress	
1	Event sponsorship provided
2	Review of promotional advertising reach across Social Media platforms, engagement from email newsletters, surveys and website analytics.






## STRATEGY 2

### OUR COMMUNITY

## Strategy 2

# Our Community

*Wentworth Shire is a great place to live*



OBJECTIVES & ACTIONS		RESPONSIBLE OFFICER
<b>2.1 – Continue to create opportunities for inclusion where all people feel welcome and participate in community life</b>		
Annual Actions	We foster a sense of community belonging and diversity.	General Manager
	Actively engage with and include the perspectives and knowledge of the local indigenous community.	
	Support the delivery and development of events that contribute to economic prosperity, liveability and social cohesion	
	Support cultural, recreational and community interaction opportunities through the Financial Assistance Program	Director Corporate Services
Specific Actions	Implement actions outlined in the Disability Action Plan	Director Corporate Services
<b>2.2 – The community has access to services and initiatives that contribute to well being across all stages of life.</b>		
Annual Actions	Provide libraries that support social interaction and encourage lifelong learning.	Team Leader Library Services
	Develop and maintain effective relationships to advocate for the needs of the community.	General Manager
	Support the work of the Wentworth Interagency Group.	
	Our buildings and spaces are designed to be inclusive and accessible to all community members.	Manager Engineering Services
Specific Actions	Not applicable.	

2.3 – To have a safe community		
Annual Actions	Regulatory Services are provided to support the health, safety and well being of the community.	Director Health & Planning
	Continue to engage with the Local Area Command on key community safety issues.	
	Facilitate the Local Emergency Management Committee to ensure a co-ordinated approach by all agencies having responsibilities and functions in emergencies.	General Manager
	In partnership with Transport for NSW continue to identify and resolve road and pedestrian safety issues.	Manager Works
	Being a Child Safe Organisation	Director Corporate Services
Specific Actions	Dareton CCTV	General Manager
2.4 – To have a strong sense of place		
Annual Actions	Community pride is encouraged through the beautification and maintenance of our towns	Manager Works
Specific Actions	Undertake specific public spaces capital works projects: <ul style="list-style-type: none"> <li>Ski Reserve Rehabilitation project</li> <li>Open Spaces Development</li> </ul>	Manager Engineering Services

<b>Total Council Operational Budget committed to Strategy 2</b>	<b>\$4,876,360</b>
<b>Total Council Capital Budget committed to Strategy 2</b>	<b>\$1,285,500</b>

Measuring Progress	
1	Number of road safety initiatives implemented
2	% of public health inspections completed within legislative timeframes
3	Number of building inspections completed.
4	Demographic profile of those attending library services
5	Number of library programs completed
6	Number of visitors to Council libraries
7	Annual Financial Assistance Program completed
8	Continue to provide support for Wentworth Interagency Group





## STRATEGY 3

### OUR ENVIRONMENT

## Strategy 3

# Our Environment

*Wentworth Shire is a community that works to enhance and protect its physical and natural environment*



OBJECTIVES & ACTIONS		RESPONSIBLE OFFICER
<b>3.1 – An urban environment that maintains and enhances our sense of identity and place.</b>		
Annual Actions	Manage development through a transparent and efficient assessment process.	Director Health & Planning
	Develop, review and update Strategic Planning documents as required.	
Specific Actions	Not applicable.	
<b>3.2 – Our public assets are well maintained and able to meet the growing population demands.</b>		
Annual Actions	Land Tenure Program.	Director Health & Planning
	Maintain transport network including Roads, Bridges and Footpaths.	Manager Works
	Maintain community facilities including halls, ovals, pools and other sporting facilities.	
Specific Actions	Prioritise and implement recommendations of Asset Management Plans <ul style="list-style-type: none"> <li>Regional Emergency Road Repair Fund</li> <li>Loop Road</li> <li>Milpara Road</li> </ul>	Manager Works
<b>3.3 – Minimise the impact on the natural environment.</b>		
Annual Actions	Effectively manage weeds to protect our biodiversity and natural environment.	Manager Works
	Monitor and investigate Illegal Dumping Activities as required.	Director Health & Planning
	Support the activities of the Murray Darling Association.	General Manager
	Advocate for the sustainable management of the Darling-Baaka River and the Menindee Lakes.	
Specific Actions	Wentworth Flood Study	Director Health & Planning

### 3.4 – Use and manage our resources wisely.

Annual Actions	Provide best practice water, waste water and stormwater management infrastructure.	Manager Engineering Services
	Provide and Promote resource recovery and recycling initiatives	Director Roads & Engineering
	Encourage businesses and the community to be socially and environmentally responsible.	Manager Tourism & Promotion
Specific Actions	Buronga Landfill	Director Roads & Engineering
	<p>Prioritise and implement recommendations of the Integrated Water Cycle Management Plan.</p> <ul style="list-style-type: none"> <li>• Water Treatment Plant Upgrades</li> <li>• Gol Gol East Raw Water Pump Station</li> <li>• Wilson SPS</li> <li>• Buronga SPS # 7</li> <li>• Sewer Main Refurbishments</li> <li>• Buronga Waste Water Treatment Plant</li> <li>• Wentworth Waste Water Treatment Plant</li> </ul>	Manager Engineering Services

### 3.5 – Infrastructure meets the needs of our growing Shire

Annual Actions	Infrastructure is planned for the long term and without imposing an unfair burden on future generations.	Director Roads & Engineering
	Encourage positive social and environmental contributions from developers.	General Manager
Specific Actions	<p>Progress actions from the Buronga/Gol Gol Structure Plan:</p> <ul style="list-style-type: none"> <li>• Rose Street Stormwater</li> <li>• 3 Sisters Stormwater</li> <li>• Crane Drive Stormwater</li> <li>• Melaleuca/Hendy Road Stormwater</li> </ul>	Manager Engineering Services

<b>Total Council Operational Budget committed to Strategy 3</b>	<b>\$19,377,811</b>
<b>Total Council Capital Budget committed to Strategy 3</b>	<b>\$16,314,783</b>

### Measuring Progress

1	% of Capital works projects completed on time and on budget
2	Average development application approval time





## STRATEGY 4

### OUR LEADERSHIP

## Strategy 4

# Our Leadership

*Wentworth Shire is supported by strong and ethical civic leadership with all activities conducted in an open, transparent and inclusive manner.*



OBJECTIVES & ACTIONS		RESPONSIBLE OFFICER
<b>4.1 – A well engaged and informed community.</b>		
Annual Actions	Provide timely, accessible and accurate information to the community.	Manager Tourism & Promotion
	Engage and consult with the whole community to capture and consider all viewpoints.	General Manager
Specific Actions	Not applicable.	
<b>4.2 – We value our civic leadership whose stewardship and decision making benefits present and future generations.</b>		
Annual Actions	Ensure that elected members are adequately resourced to enable effective representation.	General Manager
	Build and maintain active partnerships and advocate effectively on behalf of the community.	
Specific Actions	Not applicable.	
<b>4.3 – Provide a governance framework that is transparent and builds trust in local leadership.</b>		
Annual Actions	Council practices and processes are undertaken in an efficient manner that meets legislative requirements.	Director Corporate Services
Specific Actions	Not applicable.	
<b>4.4 – Manage public resources responsibly and efficiently for the benefit of the community</b>		
Annual Actions	Council's finances are managed to ensure ongoing service delivery levels and appropriate asset management can be maintained.	Director Corporate Services
	Retain, engage and develop staff.	Manager Human Services
Specific Actions	Not applicable.	
<b>Total Council Operational Budget committed to Strategy 4</b>		<b>\$7,800,420</b>
<b>Total Council Capital Budget committed to Strategy 4</b>		<b>\$1,154,334</b>

Measuring Progress	
1	Strong financial position maintained
2	Financial reporting obligations met
3	Number Service level reviews completed
4	Quarterly Progress Reports completed on time
5	Engagement activities undertaken as per Community Engagement Strategy

## Workforce requirements

On 20 March 2024 Council increased the organisational structure by 3.60 Full Time Equivalents (FTE) to 137.05 FTE’s.

The adopted structure consists of the general manager and three (3) directors. Council staff other than the General Manager are employed under the NSW Local Government (State) Award.

For the 2025/2026 financial year total employment costs are forecast to be \$10,190,320.

The diagram on the following page depicts the Organisational Structure.





## EXECUTIVE LEADERSHIP REPORTING STRUCTURE

Our Organisational Structure is designed to deliver on the Community's Strategic Objectives as outlined in the Community Strategic Plan 2026-2036.



## REPORTING STRUCTURE

As at 01 May 2024



Commenced journey with Council in November 2002.



**KEN ROSS**

### GENERAL MANAGER

Appointed to role in May 2019

### OFFICE OF THE GENERAL MANAGER

#### BUSINESS SUPPORT

- Advocacy
- Executive Services
- Civic Service
- Mayor & Councillor support

#### HUMAN RESOURCES

- Human Resources recruitment
- Organisational training & development
- Work Health & Safety
- Workplace & Industrial relations

#### TOURISM & PROMOTION

- Events
- Library
- Marketing & Communications
- Tourism
- Visitor Information Centre

Commenced journey with Council in November 2008.



**SIMON RULE**

**DIRECTOR**

Appointed to role in May 2014

CORPORATE SERVICES

- CUSTOMER SERVICES
- Bendigo Bank Agency (Midway Service Centre)
  - Bridge lift bookings
  - Cemetery reservations & burials
  - Customer enquiries
  - Receipting (rates, water accounts, applications)
  - Venue hire bookings
- FINANCE & ACCOUNTING
- Accounts payable/receivable
  - Accounting services
  - Payroll
  - Procurement
  - Rates
- ECONOMIC & COMMUNITY DEVELOPMENT
- INFORMATION TECHNOLOGY
- Business continuity
  - Cyber security
  - End-user support
  - Geographic Information Systems (GIS)
  - Hardware/software/ maintenance acquisition
- RECORDS
- Record management
- RISK & GOVERNANCE
- Audit, Risk & Improvement Committee
  - Corporate Compliance
  - Corporate Strategic Planning & Reporting
  - Internal Audit
  - Risk management
- STORES

Commenced journey with Council in October 2017.



**GEORGE KENENDE**

**ACTING DIRECTOR**

Appointed to role in January 2024

HEALTH & PLANNING

- BUILDING SURVEYING/ ENVIRONMENTAL HEALTH
- Bonds and Permits
  - Building Certification
  - Food Safety – annual inspections & temporary permits
  - Public Health/Skin Penetration/ Cooling Towers/UPSS
- COMPANION ANIMALS
- Barking Dogs
  - Nuisance/Aggressive Dogs
  - Rehoming
  - Shelter Management
- DEVELOPMENT ASSESSMENT
- Development Determinations
  - Planning Portal management & assistance
  - Pre-lodgement advice
- COMPLIANCE/REGULATORY SERVICES/LOCAL LAWS
- Alcohol Free Zones
  - Development compliance
  - Education & enforcement
  - Noise
  - Pollution & contaminated land
- RESERVES & LAND TENURE
- Acquisition of land
  - Crown land manager
  - Native Title
- STRATEGIC DEVELOPMENT
- Heritage Protection & Advice
  - Planning Proposals & LEP Amendments
  - Strategic Planning Projects & Strategies

Commenced journey with Council in November 2016.



**GEOFF GUNN**

**DIRECTOR**

Appointed to role in August 2019

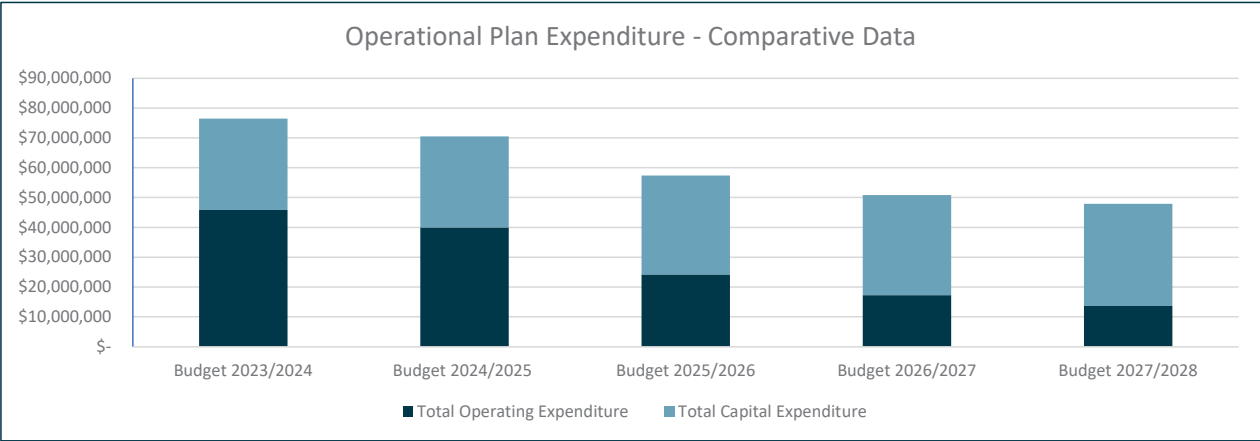
ROADS & ENGINEERING

- ENGINEERING TEAM
- Assets
  - Engineering services
  - Infrastructure
  - Technical Services
  - Water & Waste Water
- WORKS TEAM
- Aerodrome operations
  - Building maintenance
  - Civil Works
  - Fleet/Workshop
  - Landfill/Waste
  - Operations
  - Parks & Gardens
  - Roads

# Future year estimates

The following graph provides a comparison of previous budgeted amounts, compared with the budget for the upcoming financial year and the projected future budgets for 2026/2027 and 2027/2028.

Based on the current Delivery Program projects and forecasts from 2025/2026 onwards the level of capital expenditure reduces as the current four-year Delivery Program comes to an end.



	Budget 2023/2024	Budget 2024/2025	Budget 2025/2026	Budget 2026/2027	Budget 2027/2028
Total Capital Expenditure	\$ 45,799,027	\$ 39,936,874	\$ 24,190,133	\$ 17,302,869	\$ 13,703,702
Total Operating Expenditure	\$ 30,654,577	\$ 30,519,997	\$ 33,166,138	\$ 33,530,496	\$ 34,205,726

# Further information

The Annual Statement of Revenue provide a full breakdown of revenue and contains the following required statements;

- a statement of the types of fees proposed to be charged by Council,
- a statement of Council’s proposed pricing methodology for determining the prices of goods and the approved fees under for services provided by Council,
- the amounts of any proposed borrowings,
- the sources from which they are proposed to be borrowed, and
- the means by which they are proposed to be secured.

The Annual fees and charges document provides details of annual fees and charges for the 2025/2026 financial year.




Operational Plan 2025/2026

# ***Attachments***



📍 Sturt Desert Pea, Australian Inland Botanic Gardens, Buronga





New subdivision being built at Gol Gol

## 2. Annual Statement of Revenue

The Annual Statement of Revenue forms part of the 2025/2026 Operational Plan and includes the 2025/2026 Fees and Charges.

These documents have been prepared in accordance with Section 403(2) of the *Local Government Act 1993*.

<b>Statement of Revenue Policy</b>	<b>26</b>
Introduction	26
Rating	26
<b>Budget Analysis</b>	<b>29</b>
Operating Revenue	29
Operating Expenditure	33
Expenditure Challenges	35
Capital Expenditure	35
<b>Rate Levy 2025/2026</b>	<b>37</b>
Farmland Category	37
Residential Category	38
Business Category	39
Water and Sewer Charges	41
Water Charges	41
Sewerage Charges	43
Domestic Waste	44
Statement of the types of fees	45
Statement of Council's Pricing Policy	45
Statement of the amounts or rates proposed	46
Statement of Proposed Borrowings	46

## Statement of Revenue Policy

### Introduction

The information pertained in this Statement of Revenue comes directly from Councils Long Term Financial Plan. The quality and quantity of services that Council provides to its citizens continue to grow despite an income that, in real terms, is decreasing. We are not alone in facing this predicament, but that does not lessen the size of the issue.

Despite these constraints, Council is determined to provide quality services at a level the community expects and at a price they are willing to pay. This will involve working closely with our community to provide services that best suit their needs.

In preparing the Long Term Financial Plan consideration was given to a range of economic and political factors that affect our finances and in turn our capability to maintain existing levels of service and long term financial sustainability.

### Rating

Council rates are a form of taxation; they are not a fee-for-service. The Valuation of Land Act and the Local Government Act provide the legislative framework for valuing land and raising rates. All rateable land must be valued and rated. The Valuation of Land Act prescribes that the value of all properties be reassessed every 3 or 4 years to accommodate movements in land values. Council currently has its land revalued every 3 years. A revaluation establishes the value of a property relative to all other properties (ie: its market relativity).

Valuations in New South Wales are conducted by the NSW Valuer-General based on market movements and recent sales trends as required under the Valuation of Land Act. When a local government area has been re-

valued the property owner will be issued with a Notice of Valuation. Each Notice of Valuation contains both details of the property as they are recorded on the Valuer General's records and the land value at the common base date for all Valuer General valuations in the local government area.

The valuations are objective and impartial, and are based on the market for Land. The 'land value' represents the value that the 'fee simple' interest in the land, assumed to be vacant, would be if offered for sale. For 2025/2026, rates are based on property values as at 1 July 2024.

By virtue of section 494 of the Local Government Act, Council is required to make and levy an ordinary rate for each year on all rateable land in its area. This is a mandatory requirement.

A rate may, at Council's discretion, consist of:

- An ad valorem amount; which may be subject to a minimum amount of the rate; or
- A base amount to which an ad valorem amount is added.

### The ad valorem amount of a rate

The ad valorem amount of a rate is to be levied on the land value of all land that is to be rateable to the rate and the rate in the dollar is to apply uniformly. The ad valorem amount of the ordinary rate may be the same for all classes or it may be different for different classes or sub classes.



### **Base charges and minimum amounts of rates payable**

The Local Government Act allows the use of both different minimums and/or different base charges for different land use/localities. This provides additional flexibility in determining the distribution of the rating burden. It potentially enables better accommodation of 'equity' considerations but at the expense of the criteria of "simplicity". Greater flexibility also leaves council more vulnerable to lobbying for favourable treatment by special interest groups.

A base charge is a fixed rate levied equally against all properties. Rates based on property value are then levied to provide the additional revenue required by Council. The effect is to reduce the influence that property values have in determining the relative amounts paid by different ratepayers. By contrast, a minimum rate applies only to those properties with a value below a set threshold. The amount of rates payable by all properties with a value above that threshold is therefore determined solely by relative property values.

The higher the amount of a base charge or a minimum rate the lower will be the ad valorem rate for any given revenue target. As a result higher valued properties may incur a greater or lesser share of the total rate burden depending on the level of the base charge or minimum rate. Applying a base rate charge will result in a different distribution between low, medium and high valued properties relative to the application of a minimum rate.

The Local Government Act limits the amount of revenue that can be generated by a base charge or minimum rate. A base rate or minimum rate must not produce more than 50% of the total revenue derived for each class of property. Council has a base charge for each property class but currently does not levy a minimum charge.

Council must apply the ad valorem and base amount uniformly to every parcel of land within each property class but they can differ from property class to property class. Annual rate increases in NSW are capped or "rate pegged as determined by the Independent Pricing and Pricing Tribunal (IPART)", is the maximum amount by which Council's total rate revenue can increase over the previous year without making application for a special rate variation.

Council's general rates income can grow when new properties are developed that require additional local government services. Property growth impacts on Council's financial performance by increasing rate revenue as a result of the increased number of rateable assessments. It is important to note however, that the increase in rate revenue resulting from property growth is generally not in direct proportion to the increase in the number of rateable assessments.

In October 2021, the Minister for Local Government announced that the State Government had accepted IPART's recommendation for the inclusion of a population factor into the rate peg. IPART has developed a methodology that enables council's to maintain per capita general income over time as their populations grow. Maintaining per capita general income will help councils to maintain existing service levels and provide the services their growing communities expect.

The approach developed by IPART amends the existing rate peg calculation to include a population factor in the rate peg that is calculated as the change in residential population, less any increase in general revenue from supplementary valuations. In development of a population growth factor for the rate peg, IPART undertook research which indicated councils currently only recover approximately 60% of the cost

of population growth through supplementary rate income.

The methodology will apply to all councils experiencing population growth, even at low levels, but not impact councils with stable or declining populations. The methodology allows for rating income to increase to provide councils with a greater ability to manage the cost of population growth.  
In October 2024 IPART announced a base rate increase of 3.60% for all councils.

Council received an additional 0.90% increase to factor in the Emergency Services Levy and the cost of running the 2024 Council elections. Council received no population factor adjustment for 2025-2026 resulting in a core rate peg increase of 4.5%. Council is proposing to increase rates by the full amount of the rate peg.

Rate increases over the last six years are detailed in the following table.

Table of years and rate increases and % of total revenue						
Rating Year	2020/2021	2021/2022	2022/2023	2023/2024	2024/2025	2025/2026
Rate Pegging % Increase	2.60%	2.00%	0.70%	3.70%	5.20%	4.50%
Rateable Value	\$862,040,158	\$879,598,432	\$885,520,951	\$1,555,890,730	\$1,583,196,330	\$1,664,529,812
Total General Rate Income	\$5,460,635	\$5,673,409	\$5,724,454	\$6,039,427	\$6,428,258	\$6,989,702
Increase	\$138,450	\$212,774	\$51,045	\$314,973	\$388,831	\$561,444

## Budget analysis

This section provides comments on the main operating expenditure revenues, and capital expenditure for 2025/2026.

### Operating Revenue

Council has forecasted to generate \$49,452,738 in revenue for 2025/2026.

Extract of Operating Statement				
Operating Revenue	2026	2027	2028	2029
Rates & Annual Charges	\$11,640,392	\$12,113,028	\$12,543,126	\$12,988,278
User Charges & Fees	\$12,923,061	\$13,525,745	\$14,136,705	\$14,776,288
Interest	\$2,286,858	\$2,378,332	\$2,461,574	\$2,547,729
Grants & Contributions (Op)	\$12,410,051	\$13,206,124	\$13,709,737	\$14,098,257
Grants & Contributions (Cap)	\$8,133,998	\$1,258,983	\$234,006	\$536,579
Other Operating Revenue	\$1,958,378	\$1,867,013	\$1,867,150	\$1,802,969
Net gain/loss Disposal of Assets	\$100,000	\$100,000	\$100,000	\$100,000
<b>TOTAL</b>	<b>\$49,452,738</b>	<b>\$44,449,224</b>	<b>\$45,052,299</b>	<b>\$46,850,100</b>

### Rating and Annual Charges

The total income that can be raised from levying rates on property is capped by the State Government via the Independent Pricing and Regulatory Tribunal. The current rate structure for Wentworth Shire Council will be maintained; rate assessments will be based entirely upon property valuations (ad valorem) but with base rates applying where appropriate. The continuing constraint of rate pegging imposed by the State Government limits Council's ability to provide additional services or borrow additional funds and has focused considerable attention to the need for and efficiency of each service provided. Council expects to raise \$11,640,392 from rates and annual charges for 2025/2026. This includes a special variation for Tourism which was approved in 1998 for \$10 per assessment.

Pensioners who hold a Pensioner Concession card and own and occupy rateable property in Wentworth Shire receive a mandatory rebate on their rates and annual charges. The State Government funds 55% of the rebate.

This is expected to cost Council \$76,000 in 2025/2026.

Interest charged on unpaid rates and charges will accrue on a daily basis at the rate determined by the Minister for Local Government in accordance with Section 566 of the *Local Government Act 1993*.



### Hardship and ability to pay rates

Hardship is the difficulty in paying debts when repayment is due. Any person who cannot pay their rates or charges due to hardship can apply to Council for assistance at any time. Ratepayers are encouraged to seek assistance from Council as soon as practical. Council will consider each hardship application on its merits.

There are several ways Council may help a ratepayer who is experiencing financial hardship including, but not limited to:

- A payment plan or agreement (s564 of the Local Government Act) so that rates and charges (whether overdue or not) are paid on a weekly, fortnightly or monthly basis.
- Interest may be waived or reduced for a set period of time.
- A pensioner rebate (additional to the legislated rebate) may be given.
- Interest, rates or charges may be written off, waived, reduced, or deferred for eligible applicants (s564, s 577, 601 Local Government Act)

### Applications for a special variance to general income

The ability to introduce a special rate variation to General Income requires Ministerial Approval. The provision allows the raising of additional income over and above the rate cap for specific purposes and under strict guidelines.

Council can apply for additional income through these provisions, however at this stage this has been no thought given to doing so. In the future this option will be explored if deemed necessary.

### User Charges and Fees

Many of the services provided by Council are offered on a user pays basis. Fees and Charges relate mainly to the recovery of service delivery costs through the charging of fees to users. All fees in this category are

annually reviewed and some of the general considerations for setting these fees include:

- Cost of the service or operation;
- Consumer Price Index;
- Other revenue sources which may fund the service;
- Laws and Regulations;
- Ability of the persons/groups using the service to pay;
- Benefit to the community (possible subsidy); or
- Benchmarking with others providing similar services

Council needs to be mindful of using fees and charges as an avenue to increase revenue to the extent that it can create issues around maintaining equitable access to services and facilities for residents. The Shire's relatively low population base does not provide a large market from which significant fees and charges can be obtained.

Statutory fees such as development assessment fees, planning certificates etc charged by Council are subject to direction through regulation and other state government controls. Council does not set these fees and does not have the power to vary the fee set. The majority of statutory charges do not provide for annual increases in line with CPI or the cost of providing the service and therefore excluding development related income, no growth in these fees has been included in the 2025/2026 budget.

The Roads and Maritime Services Council contract (RMCC) is classed as a fee for service and accounts for approx. \$1.9million of revenue annually. Council also operates the Buronga Landfill, it is expected that this operation will generate \$9,191,310 in revenue. Overall Council expects to raise \$12,923,061 from user fees and charges for 2025/2026.

### Interest on Investments

Council has an investment portfolio that varies in size from year to year however it is projected to be between \$35m and \$40m for the majority 2025/2026. These funds are a mixture of unspent grants, reserve funds and general revenue. All investments are placed in accordance with the Minister's Order and Councils adopted investment policy.

Interest earnings form a significant part of Council's revenue each year and are subject to fluctuations in interest rates as they respond to economic conditions. Approximately \$41,000,000 of Councils cash reserves are currently either internally or externally restricted, this means that they have been set aside to fund specific expenditure. This gives Council the ability to strategically invest these funds in order to gain maximum returns whilst minimising risk. The remaining funds make up Council's available working capital which is required to fund day to day operations. Council also receives interest on outstanding rates and annual charges.

Council expects to receive \$2,286,858 from investment activities in 2025/2026.

### Grants and Contributions

Council receives an annual Financial Assistance Grant from the Commonwealth as well as various grants from other State and Commonwealth Government departments. Council has assumed that it will continue to receive these grants, however, should these grants and subsidies be reduced Council's ability to provide the same level of service will be impacted.

Council also receives operating and capital grants from various funding bodies to help fund the following services:

- Roads maintenance and capital works
- Library services
- Weeds
- Youth week
- Rural Fire Services

Council will continue to seek grants and partnership funding for a range of well-aligned projects and programs, which will be reflected in the budgets as and when specific arrangements are confirmed.

Council collects monetary contributions from developers as a condition of consent on Development Applications to meet the demand for public amenities and public services created by new development. Authority to do this is provided by Sections 7.11 & 7.12 of the *Environmental Planning and Assessment Act 1979* (NSW).

This form of revenue is difficult to predict and Council has adopted the prudent position of making no assumption that this source of funds can be relied upon for the purpose of forward forecasting of resources and financial sustainability. Successful increases in revenue through, grants, partnerships and developer contributions will be treated as windfalls.

The Local Government Financial Assistance Grants are paid to local councils to help them deliver services to their communities. The funds are paid annually by the Australian Government. Councils are free to use these funds at their discretion and are accountable to their community.

Following the 2013 independent review of local government in NSW the State Government has been refining the funding model for the Financial Assistance Grants in order to channel additional support to council's and communities with the greatest needs. Generally, council's and communities with the greatest need have the following characteristics:

- Rural and remote councils;
- With small and declining populations;
- Have limited capacity to raise revenue;
- Have financial responsibility for sizeable networks of local roads/infrastructure & diminishing financial resources; and
- Relative isolation.

Funds are allocated by the State Government on the basis of the national principles as outlined in the *Local Government (Financial Assistance) Act 1995* (Cth). The ongoing challenge facing the government has been how to allocate a fairer share of the grant to disadvantaged council's when a fixed 30% of the grant must be allocated based on population increases/decreases.

Council has forecasted to receive \$20,544,049 in operating and capital grants in 2025/2026.

Council will receive capital grants and contributions in 2025/2026 which will contribute to funding the following projects:

- Roads to Recovery Program
- Regional Roads Block Grant
- Resources for Regions
  - Open Spaces Development
- Crown Land Improvement Fund
  - Ski Reserve Rehabilitation
- Regional Roads Emergency Repair Fund
- Regional Tourism Activation Fund
  - Fibre Optic Symphonic Orchestra (FOSO)
- Wentworth Flood Study
- Safer Local Roads and Infrastructure Program
  - Milpara Road Upgrade.

Council has an internally restricted fund of \$1,000,000 that can be used to contribute to funding applications as they become available.

Should the grant application process be unsuccessful, Council will have to use external borrowings to finance the works.

### Other Revenue

Miscellaneous revenue is obtained from a variety of sources including insurance recoveries, property rentals, sale of assets etc. It is anticipated that other revenue will be maintained at current levels with an increase for CPI factored in. Council has budgeted to receive \$1,958,378 in 2025/2026.



## Operating Expenditure

Council has forecasted \$33,081,997 in operating expenditure for 2025/2026.

Extract of Operating Statement				
Operating Expenses	2026	2027	2028	2029
Employee Costs	\$10,190,320	\$10,596,905	\$10,903,937	\$11,220,180
Materials & Contracts	\$10,858,390	\$10,566,095	\$10,697,833	\$11,128,212
Borrowings	\$1,282,304	\$1,235,785	\$1,146,851	\$1,060,502
Depreciaton & Amortisation	\$10,083,286	\$10,083,286	\$10,083,286	\$10,083,286
Other Operating Expenses	\$667,697	\$684,066	\$698,588	\$713,546
<b>TOTAL</b>	<b>\$33,081,997</b>	<b>\$33,166,138</b>	<b>\$33,530,496</b>	<b>\$34,205,726</b>

### Employee Expenses

Employee expenses comprise approximately 30% of Council's operating costs with 137.05 Full Time Equivalent (FTE) Staff. The salaries and wages budget calculation includes an assumption that staff will take four weeks annual leave. Throughout any year salary savings resulting from staff vacancies and efficiencies will occur naturally.

The superannuation Guarantee Levy is currently at 11.50% and will increase to 12% in 2025/2026. Council has a number of staff in the defined benefit scheme and have been paying significantly increased contribution rates to fund this scheme.

Council Employee Leave Entitlements reserve is used to fund unanticipated changes in termination payments each year. The number of staff who might leave is difficult to predict and the budget has a provision added to represent the projected levels of retirements, to accommodate the challenges of an ageing workforce.

Council's policy is to fully fund the leave entitlements of staff in the Employee Leave Entitlements Reserve. In recent years the reserve has been used to assist in the funding of costs associated with the resignation/retirement of a number of long serving employees. Council has been fortunate in recent years that it has had enough surplus cash to fund 100% of this reserve. It is projected that the reserve will maintain a balance of 100% through 2025/2026. However, if surplus funds were to decrease Council may choose to review this policy.

Workers Compensation premiums increase and decrease significantly with claims history. Council continues to be proactive in order to minimise any potential for claims.

### Organisational Structure

The 2025/2026 Operational Plan is based on the figure of 137.05 equivalent fulltime employees (EFT's). Councils total employee costs for 2025/2026 is expected to be \$10,190,320.

### Borrowing Costs

Wentworth Shire Council in the past has been debt averse and viewed the achievement of a low level of debt or even a debt free status as a primary goal. However, Council appreciates that the use of loan funding can be a critical component of the funding mix to deliver much needed infrastructure to the community. The beneficiaries of these projects will assist in their funding as their rates will be applied in part to repaying the loans. This is in contrast to current ratepayers bearing the entire burden in one year, possibly at the expense of other worthwhile expenditure.

Debt is seen as a method of more fairly spreading capital costs to deliver intergenerational equity. Keeping this in mind there are limits to the amount the Council can borrow without impacting on its financial sustainability and Council is mindful of not wanting to impose excessive debt on current or future generations.

Council's borrowing strategy projected in the LTFP is to restrict the debt service ratio to less than the industry benchmark of 20%. Before embarking on any new debt Council will consider the following:

- Debt financing is only to be used for clearly identifiable major projects and the Capital Works Program;
- Debt finance will not be used to meet operational shortfalls; and
- The period of repayment of debt finance shall not exceed the period over which the benefits are received from a project, or the life of the asset whichever is lesser

The principles of intergenerational equity are supported in respect of the Council contribution to the funding of major projects, the benefits of which will be shared by future generations.

Loans shall only be raised after taking into consideration future known specific capital funding requirements and, when raised, shall only fund the specific project or purpose approved.

Borrowing costs on current and projected loans and financing arrangements will total \$1,282,304 in 2025/2026.

### Materials and Contracts

Materials and Services represent the principal costs used to deliver services to the community and are forecast to increase by 4% in 2025/2026 in line with increases in the Consumer Price Index. Materials and contracts are subject to variations in the market and particularly to petroleum prices. Such fluctuations impact on the price of petroleum and petroleum-based products (such as asphalt) and makes forecasting difficult. Budgeted expenditure for 2025/2026 is \$10,858,390.

### Depreciation

Depreciation reflects the fact that an asset's cost is proportionally expensed over the time during which it is used. Depreciation has been based on the estimated useful life of assets and will be reviewed every year. Council continues to thoroughly review its residual values and estimated useful lives. Budgeted depreciation for 2025/2026 is \$10,083,286.

### Other Expenses

These expenses are those which are not part of the day to day operations of Council and generally relate to section 356 financial contributions and levies paid to other levels of government such as the Emergency Services Levy. Budgeted expenditure for 2025/2026 is \$667,697.

### Expenditure Challenges

As part of the process of preparing the operational plan each year, Council critically reviews operating expenditure in order to identify areas where it could reduce spending without compromising service delivery.

Community needs must be understood and are a key input into the annual operational plan, for many years Council has recognised the challenge of meeting community needs in a financially sustainable manner. This challenge has been divided into two elements (1) assess the gap in financial sustainability assuming community needs correspond to the current scope of services and service levels and (2) assess the impact of additional or enhanced services in line with changing or revised community needs.

### Capital Expenditure

The challenge over the medium to long term is to achieve financial sustainability whilst still assisting the community to achieve its vision as established in the 10 year Community Strategic Plan. The challenge is to also adequately maintain existing assets before adding to the asset base, bearing in mind that new assets add to ongoing operational costs.

Substantial capital programs are in place to continue the renewal of Council's infrastructure network. The programs will ensure that these key asset groups meet or exceed Council's determined 'minimum' service levels and continue to provide the expected amenity to the community.

The capital works program prioritises projects based on asset condition, risk, community need and other opportunities as they arise with other entities. Over shorter periods, some areas of the Shire may require more capital works than others to reflect short term needs and opportunities.

The need for new assets is constantly assessed and verified against current population and development projects, community feedback and alternative means of supplying services. A further consideration is the priority of refurbishing existing assets that provide community benefits or operational service that require regular refurbishment to enable the overall safety and quality of the facility to be maintained.

Apart from funding constraints, Council has capacity constraints which determine the capital works program delivery timeframe. The constraints in project delivery include community consultation, state government approvals, design, procurement processes and availability of labour resources to project manage and implement the projects.

In addition to the renewal and expansion of Council's asset base delivered through the capital works program, Council undertakes a replacement (and, where appropriate) upgrade/expansion program for its plant and equipment assets including motor vehicles, furniture, plant and IT hardware.

The budget for 2025/2026 has been developed through a process of consultation and review with Council and staff. As required by the Integrated Planning and Reporting framework, the Operational Plan and Budget are for a one year period. The Long Term Financial Plan details Council's financial forecast for a 10 year period and budget estimates for the next four years are provided in the Delivery Program.



Capital Expenditure	2026	2027	2028	2029
Existing Infrastructure Renewals	\$17,640,727	\$12,912,537	\$11,833,690	\$12,220,634
Projects Carried forward from previous years	\$2,670,000	\$0	\$0	\$0
New Capital Expenditure	\$2,422,870	\$2,800,000	\$324,274	\$6,700,000
Capital loan repayments	\$1,556,536	\$1,590,332	\$1,545,738	\$1,403,120
<b>TOTAL</b>	<b>\$24,290,133</b>	<b>\$17,302,869</b>	<b>\$13,703,702</b>	<b>\$20,323,754</b>

The Major Projects and Capital Expenditure Program for 2025/26 will be \$24,290,133.

**Capital works are funded from the following sources:**

Loans/financing	\$1,050,000
Restricted Funds	\$3,146,480
Retained Earnings	\$0
Council Operations	\$12,285,179
Grants and Contributions	\$7,808,474
<b>TOTAL</b>	<b>\$24,290,133</b>

---

## Rate Levy 2025/2026

Council has received advice from the Minister for Local Government that the rate pegging limit for 2025/2026 is 4.50%. The maximum increase has been proposed.

The rating structure proposed is consistent with previous years and no changes have been forecast at this stage. Council has tried to spread its rate burden as evenly as possible across all ratepayers. While it is impossible to keep everyone satisfied, the proposed rating structure endeavours to make it as fair and equitable as possible.

The Tourism Special Rate will remain at \$10 per Assessment.

Statement with respect to each ordinary and each special rate proposed to be levied:

- No new special rates are proposed for 2025/2026.

In accordance with Sections 534, 535 & 537 of the *Local Government Act 1993*, Council resolves to make and levy an ordinary rate to comprise of a base rate and an ad valorem rating structure for 2025/2026 financial year for every parcel of rateable land within the Wentworth Shire Council as follows:

### Farmland Category

Includes all of the lands within the local government area of Wentworth categorised as Farmland except those parcels of rateable land sub categorised as Farmland, Dry Land Grazing and Farmland, Licence/Pump Site/Pipeline.

#### Farmland

An ordinary rate of 0.00212317 cents in the dollar on the land value of all rateable lands within Wentworth Shire Council categorised as Farmland, in accordance with Section 515 of the *Local Government Act 1993* be now made for the 2025/2026 rating period, subject to a base amount of (\$600.00) for each assessment. The base amount accounts for 30.67% of the estimated yield for this category. The estimated yield for this rate is \$1,367,649.

#### Farmland - Dry Land Grazing

An ordinary rate of 0.00169004 cents in the dollar on the land value of all rateable lands within Wentworth Shire Council categorised as Farmland, sub categorised Dry Land Grazing in accordance with Section 515 of the *Local Government Act 1993* be now made for the 2025/2026 rating period, subject to a base amount of (\$600.00) for each assessment. The base amount accounts for 18.00% of the estimated yield for this category. The estimated yield for this rate is \$886,627.

#### Farmland - Licence/Pump Site/Pipeline

An ordinary rate of 0.03926993 cents in the dollar on the land value of all rateable lands within Wentworth Shire Council categorised as Farmland, sub categorised Licence/Pump Site/Pipeline, in accordance with Section 515 of the *Local Government Act 1993* be now made for the 2025/2026 rating period, subject to a base amount of (\$95.00) for each assessment. The base amount accounts for 39.47% of the estimated yield for this category. The estimated yield for this rate is \$17,572.

## Residential Category

### Residential - Buronga

An ordinary rate of 0.00312821 cents in the dollar on the land value of all rateable lands within Wentworth Shire Council categorised as Residential, sub categorised Buronga, in accordance with Section 516 of the *Local Government Act 1993* be now made for the 2025/2026 rating period, subject to a base amount of (\$260.00) for each assessment. The base amount accounts for 25.88% of the estimated yield for this category. The estimated yield for this rate is \$572,664.

### Residential - Dareton

An ordinary rate of 0.00874787 cents in the dollar on the land value of all rateable lands within Wentworth Shire Council categorised as Residential, sub categorised Dareton, in accordance with Section 516 of the *Local Government Act 1993* be now made for the 2025/2026 rating period, subject to a base amount of (\$210.00) for each assessment. The base amount accounts for 43.19% of the estimated yield for this category. The estimated yield for this rate is \$91,412.

### Residential - Gol Gol

An ordinary rate of 0.00340937 cents in the dollar on the land value of all rateable lands within Wentworth Shire Council categorised as Residential, sub categorised Gol Gol, in accordance with Section 516 of the *Local Government Act 1993* be now made for the 2025/2026 rating period, subject to a base amount of (\$260.00) for each assessment. The base amount accounts for 22.94% of the estimated yield for this category. The estimated yield for this rate is \$835,302.

### Residential - Gol Gol East

An ordinary rate of 0.00315793 cents in the dollar on the land value of all rateable lands within Wentworth Shire Council categorised as Residential, sub categorised Gol Gol East, in accordance with Section 516 of the *Local Government Act 1993* be now made for the 2025/2026 rating period, subject to a base amount of (\$360.00) for each assessment. The base amount accounts for 20.80% of the estimated yield for this category. The estimated yield for this rate is \$519,251.

### Residential - Pooncarie

An ordinary rate of 0.01781231 cents in the dollar on the land value of all rateable lands with Wentworth Shire Council categorised as Residential, sub categorised Pooncarie, in accordance with Section 516 of the *Local Government Act 1993* be now made for the 2025/2026 rating period, subject to a base amount of (\$210.00) for each assessment. The base amount accounts for 45.71% of the estimated yield for this category. The estimated yield for this rate is \$23,889.

---

### **Residential - Rural Residential**

An ordinary rate of 0.00251420 cents in the dollar on the land value of all rateable lands within Wentworth Shire Council categorised as Residential, sub categorised Rural Residential, in accordance with Section 516 of the *Local Government Act 1993* be now made for the 2025/2026 rating period, subject to a base amount of (\$210.00) for each assessment. The base amount accounts for 23.54% of the estimated yield for this category. The estimated yield for this rate is \$597,628.

---

### **Residential - Wentworth**

An ordinary rate of 0.00392720 cents in the dollar on the land value of all rateable lands with Wentworth Shire Council categorised as Residential, sub categorised Wentworth, in accordance with Section 516 of the *Local Government Act 1993* be now made for the 2025/2026 rating period, subject to base amount of (\$240.00) for each assessment. The amount accounts for 37.46% of the estimated yield for this category. The estimated yield for this rate is \$390,839.

---

### **Business Category**

Includes all of the lands within the local government area of Wentworth categorised as Business except those parcels of rateable land sub categorised as Business, Mourquong; Business, Trentham Cliffs; Business, Arumpo; Business, Wentworth; Business, Pooncarie (including all of the lands within the locality of Pooncarie sub categorised as Business Pooncarie except those lands within the township of Pooncarie).

---

### **Business**

An ordinary rate of 0.00398611 cents in the dollar on the land value of all rateable lands within Wentworth Shire Council categorised as Business, in accordance with Section 518 of the *Local Government Act 1993* be now made for the 2025/2026 rating period, subject to a base amount of (\$270.00) for each assessment. The base amount accounts for 15.60% of the estimated yield for this category. The estimated yield for this rate is \$320,165.

---

### **Business - Arumpo**

An ordinary rate of 0.06738189 cents in the dollar on the land value of all rateable lands within Wentworth Shire Council categorised as Business, sub categorised Arumpo, in accordance with Section 518 of the *Local Government Act 1993* be now made for the 2025/2026 rating period, subject to a base amount of (\$210.00) for each assessment. The base amount accounts for 1.29% of the estimated yield for this category. The estimated yield for this rate is \$113,526.

---

### **Business - Mourquong**

An ordinary rate of 0.10175891 cents in the dollar on the land value of all rateable lands within Wentworth Shire Council categorised as Business, sub categorised Mourquong, in accordance with Section 518 of the *Local Government Act 1993* be now made for the 2025/2026 rating period, subject to a base amount of (\$100.00) for each assessment. The base amount accounts for 0.04% of the estimated yield for this category. The estimated yield for this rate is \$504,924.

---



---

**Business - Pooncarie**

An ordinary rate of 0.08906291 cents in the dollar on the land value of all rateable lands with Wentworth Shire Council categorised as Business, sub categorised Pooncarie, in accordance with Section 518 of the *Local Government Act 1993* be now made for the 2025/2026 rating period, subject to a base amount of (\$100.00) for each assessment. The base amount accounts for 0.03% of the estimated yield for this category. The estimated yield for this rate is \$694,000.

---

**Business - Trentham Cliffs**

An ordinary rate of 0.00518175 cents in the dollar on the land value of all rateable lands within Wentworth Shire Council categorised as Business, sub categorised Trentham Cliffs, in accordance with Section 518 of the *Local Government Act 1993* be now made for the 2025/2026 rating period, subject to a base amount of (\$120.00) for each assessment. The base amount accounts for 3.57% of the estimated yield for this category. The estimated yield for this rate is \$13,440.

---

**Business - Wentworth**

An ordinary rate of 0.00880812 cents in the dollar on the land value of all rateable lands within Wentworth Shire Council categorised as Business, sub categorised Wentworth, in accordance with Section 518 of the *Local Government Act 1993* be now made for the 2025/2026 rating period, subject to a base amount of (\$270.00) for each assessment. The base amount accounts for 35.72% of the estimated yield for this category. The estimated yield for this rate is \$40,812.

---

## WATER AND SEWER CHARGES

It is necessary to increase Water & Waste Water by 4.50% per property for 2025/2026 to cover the cost of operational and capital expenditure required to provide this service to the ratepayers.

- Water Access Charges will increase by 4.50% per rateable property in 2025/2026
- Sewer Access Charges will increase by 4.50% per rateable property in 2025/2026
- Water Consumption Charges will increase by 4.50% per rateable property in 2025/2026

In accordance with Section 501 of the *Local Government Act 1993*, Council resolves to make and levy the following Water and Sewer Charges for each rateable property within Wentworth Shire Council.

### Water charges

Filtered Water	Charge	Unit
Access Charge	\$349.00	per annum
Water Cost - 0-300kl	\$1.44	per kl
Water Cost - over 300kl	\$3.23	per kl
Raw Water	Charge	Unit
Access Charge	\$192.00	per annum
Water Cost - 0-700kl	\$0.51	per kl
Water Cost - over 700kl	\$1.27	per kl
The above proposed charges are for a basic 20mm connection.		

## Flats and Units

The access charge will apply to all connections and to Namatjira and resident complexes such as flats. Each flat or unit will be levied a 20mm access charge for raw and filtered water. The body corporate management committee will then be charged for actual water used. The body corporate will be responsible for the allocation of charges within the complex.

Access Charges are determined by the connection size as follows:					
Filtered Water	Size (mm)	Assessments	Filtered Water Access Charge	Filtered Water Allowance 1st Step	Notional Income
Residential or Non Residential	20	2,713	\$349.00	300 kl	\$946,837.00
	25	33	\$545.00	500 kl	\$17,985.00
	32	7	\$893.00	750 kl	\$6,251.00
	40	19	\$1,396.00	1,000 kl	\$26,524.00
	50	17	\$2,181.00	1,750 kl	\$37,077.00
	80	2	\$5,584.00	4,000 kl	\$11,168.00
	100	1	\$8,725.00	6,250 kl	\$8,725.00
	150	1	\$19,631.00	14,000 kl	\$19,631.00
	200	0	\$30,750.00	N/A	\$0.00
					<b>\$1,074,198.00</b>
Raw Water	Size (mm)	Assessments	Raw Water Access Charge	Allowance 1st Step	Notional Income
Residential or Non Residential	20	2,515	\$192.00	700 kl	\$482,880.00
	25	45	\$300.00	1,400 kl	\$13,500.00
	32	12	\$492.00	2,100 kl	\$5,904.00
	40	19	\$768.00	2,800 kl	\$14,592.00
	50	17	\$1,200.00	4,900 kl	\$20,400.00
	80	3	\$3,072.00	11,200 kl	\$9,216.00
	100	2	\$4,800.00	17,500 kl	\$9,600.00
	150	0	\$10,322.00	39,200 kl	\$0.00
	200	0	\$18,350.00	N/A	\$0.00
					<b>\$556,092.00</b>

Rural 1(c) Raw Water				
Size of Connection		Access Charge	First Step \$0.27	Second Step \$0.82
20mm	276	\$262.00	0-2,000kl	2,001+ kl
Rural Raw Water Only	23	\$262.00	0-2,000kl	2,001+ kl
				\$78,338.00
Industrial Water				
Filtered	Up to 4,000kl		\$1.21	per kl
	Next 4,000kl		\$1.99	per kl
	Next 4,000kl		\$1.89	per kl
	Over 12,000kl		\$1.78	per kl
Total Water Access Charges				\$1,708,628.00

### Pensioner Concessions

Water pensioner concessions

\$32,000

### Sewerage Charges

Description	Assess	Charge	Notional Income	Pensioner Rebate
Sewerage Connected	1,939	\$956.00	\$1,853,684	\$29,500
Sewerage Unconnected	229	\$570.00	\$130,530	
Sewerage 1st Pedestal	32	\$956.00	\$30,592	
Sewerage Pedestal WC	747	\$133.00	\$99,351	
Sewerage Urinal	61	\$66.00	\$4,026	
Sewerage Church WC	38	\$71.00	\$2,698	
Sewerage 2 Flats	9	\$1,434.00	\$12,906	
Sewerage 3 Flats	3	\$1,912.00	\$5,736	
Sewerage 4 Flats	4	\$2,390.00	\$9,560	
Sewerage 5 Flats	4	\$2,868.00	\$11,472	
Sewerage 6 Flats	3	\$3,346.00	\$10,038	
Sewerage 7 Flats	3	\$3,824.00	\$11,472	
Sewerage 9 Flats	0	\$4,780.00	\$0.00	
Sewerage 10 Flats	1	\$5,258.00	\$5,258	
Sewerage 12 Flats	1	\$6,214.00	\$6,214	
Sewerage 14 Flats	0	\$7,170.00	\$0.00	
			<b>\$2,085,959.00</b>	<b>\$29,500.00</b>



**DOMESTIC WASTE**

Domestic Waste collection charges will increase by 4.50% per annum in order to keep up with the increased cost of collection.

In accordance with Section 496 of the *Local Government Act 1993*, Council resolves to charge the following Domestic Waste Management Charge for each rateable residential property within Wentworth Shire Council.

Garbage Charges				
Description	Access	Charge	Notional Income	Pensioner Rebate
Domestic Waste - Urban	2,367	\$286.00	\$676,962.00	\$26,000.00
Domestic Waste - Rural	1047	\$349.00	\$365,403.00	\$6,000.00
			<b>\$1,042,365.00</b>	<b>\$32,000.00</b>

In accordance with Section 532 of the *Local Government Act 1993*, Council will adopt its rates and charges after public notice is given and after due consideration of submissions received.

**Statement of the types of fees to be charged by Council and the amounts of each such fee:**

Section 612 of the *Local Government Act 1993* prohibits Council from determining a fee until it has given public notice of its draft delivery and operational plans for the year in which the fee is to be made and has considered any submissions received. Council will adopt the 2025/2026 fees and charges schedule on 25 June 2025, after consideration of all written submissions by residents and ratepayers.

Refer to attached document for the fees and charges schedule.

---

**Statement of Council's Pricing Policy with respect to the goods and services provided by it**

Reference is made to Council's Pricing Policy in its Annual Fees and Charges 2025/2026. The Pricing Policy is related to the degree of cost recovery, having regard to the following factors:

- Equity objectives
- User pays principle
- Cross subsidisation objectives
- Financial objectives
- Customer objectives
- Resource use objectives
- GST

Council's broad policies on revenue are:

- Council will ensure all rates, fees and charges will be levied equitably;
- Council supports the user pays principle in assessing the levying of fees and charges and the amount to which they are set, while considering the needs of those in the community who are unable to meet their own needs; and
- Council will pursue all cost effective opportunities to maximise its revenue base.

The pricing policy referred to in the Annual Fees and Charges for 2025/2026 is based on a selection of one of the following choices:

- The pursuit of full cost recovery (100% of identified costs).
- The application of partial cost recovery (reflecting the impact of public good constraints and/or community service obligations).
- The application of zero cost recovery (reflecting an inability to charge a fee).
- The application of a reference price (a fee or charge set by statute or regulation).
- The pursuit of a commercial rate of return on capital invested (to reflect the capital risks involved in the provision of a particular service).

### **Statement of the amounts or rates proposed to be charged for the carrying out by Council of work on private land**

Council may by agreement with the owner or occupier of any private land, carry out on the land any kind of work that may lawfully be carried out on the land (Section 67(1) *Local Government Act 1993*).

Examples of private works are:

- Paving and road making;
- Kerbing and guttering;
- Fencing and ditching;
- Tree planting and maintenance;
- Demolition and excavation;
- Land clearing and tree felling;
- Water, sewerage and drainage connections; and
- Traffic Management Services.

This type of work is to be charged at cost with a percentage charge of 10% added for profit purposes. All profit is returned to Council's General Fund income.

---

### **Statement of proposed borrowings**

The Wentworth Shire Council is proposing to utilise up to \$1,050,000 in 2025/2026 to help fund capital requirements for the redevelopment of the:

- Buronga Landfill Expansion - \$750,000 (as approved by Council at the March 2024 Council meeting)
- Stormwater Infrastructure Upgrades - \$300,000 (previously approved by Council)

### 3. Annual Fees & Charges

The Annual Fees and Charges forms part of the 2025/2026 Operational Plan.  
These documents have been prepared in accordance with Section 403(2) of the *Local Government Act 1993*.

<b>Planning &amp; Development Applications</b>	<b>48</b>	<b>Roads and Engineering Support</b>	<b>71</b>
Development and Construction	48	<b>Hire of Plant Items</b>	<b>72</b>
• Construction Certificates	48	<b>Cemeteries</b>	<b>73</b>
• Complying Development Certificates	49	Wentworth, Gol Gol, Pooncarie and Coomealla - Lawn Section	73
• Civil Works	50	Monumental (Denominational) Wentworth, Gol Gol, Pooncarie and Cal Lal	73
• Sundry Building Fees	51	Niche Wall - Coomealla Memorial Gardens	74
• Swimming Pool Fence Inspection	52	Ground Plots (placement of plaques or memorial items)	74
• Local Government Act Approvals	52	Ashes Columbarium	74
• Development Applications	53	Plot Selection	74
• Fees for Application for Modification of Consent Schedule 4 Part 4 EP&A Reg 2021	54	Additional Notes	75
• Subdivisions	57	<b>Recreational Facilities</b>	<b>76</b>
• Schedule 4 Part 2 EP&A Reg 2021	57	Casual Hire of Shire Owned Halls, Meeting Rooms and Sporting Pavilions/Stadiums	76
• Section 10.7 Certificates	57	Hire Type - Building only with access to any amenities	76
• Designated Development Schedule 4 Part 3 EP&A Reg 2021	57	Hire Type - Park, Oval and Reserve with access to any amenities	77
• Integrated Development Schedule 4 Part 3 – item 3.1 EP&A Reg 2021	57	Hire Type - Park, Oval and Reserve with access to any amenities	77
• Any Development Requiring Concurrence not assumed by Council	58	Hire Type – Primitive Camping on any reserve (per 24 hour period)	78
• Giving Notice of Prohibited Development	58	Wentworth Showgrounds Hire	79
• Provision of Certified copy of Documents, maps or plans – Schedule 4 Part 9 – item 9.9	58	Hire Type – Casual Hire of Showgrounds	79
<b>Regulatory Functions</b>	<b>58</b>	Camping (per 24 hour period)	79
Section 68 Local Government Act and Local Government Regulation Fees (Related to Public Health and Food Related Items)	58	Permissive Occupancy Licence Fees	80
<i>NSW Food Regulation 2015</i> - Regulation 11 & 15 Fees	58	Reserve Annual Use Fees and Charges	80
<i>Public Health Act 2010 &amp; Public Health Regulations 2022</i> Fees - Schedule 5	59	Local Markets – Stallholders and Food Vendors	80
Property Services	60	Sundry Fees and Charges	81
Companion Animal Fees	62	Swimming Pools	81
• Lifetime Registration Fees	61	Aerodrome	82
• Annual Permits	62	<b>Midway Community Centre</b>	<b>83</b>
• Other Regulatory Function Charges	62	Midway Centre Hire Fees	83
<b>Waste Management Charges</b>	<b>63</b>	Midway Centre – Hire Packages & discounts	84
Landfill Charges	63	Equipment & labour hire	84
Trade Waste Fees and Usage Charges	65	<b>Wentworth Visitor Centre Conference Room</b>	<b>86</b>
Tankered waste Fees	65	Business & Commercial Use	86
Riverboat Pump-Out Stations	65	Community Use	86
Excess Mass Charges Substance	66	Hire Packages & discounts	86
<b>Finance and Customer Service Fees</b>	<b>68</b>	<b>Water &amp; Waste Water</b>	<b>88</b>
GIPA Requests	68	Filtered and unfiltered water supply	88
Licenses and Permits	69	Misc. Water and Sewer Charges	89
Sundry Charges	68	<b>Appendix A - Bodies Granted Exemptions</b>	<b>90</b>
Misc. Rates Charges	69	<b>Appendix B – Section 68 Local Government Act Approvals Not Otherwise Listed Health &amp; Planning Division</b>	<b>92</b>
<b>Library Fees</b>	<b>70</b>		



# Planning and Development Applications

## Development and Construction

### Construction Certificates

	Fee (Inc. GST)	GST
<b>Class 1a Buildings (Dwellings)</b>		
Up to \$5,000	\$529.00	0%
\$5,001 to \$20,000 of Building Value	\$648.00	0%
\$20,001 to \$100,000 of Building Value	\$1,292.00	0%
\$100,001 to \$250,000 of Building Value	\$2,060.00	0%
\$250,001 + of Building Value	\$2,461.00 plus \$2.17 per \$1,000 over \$250,000	0%
<b>Class 10 Buildings (Sheds, Carports, Pools, Fences)</b>		
Up to \$5,000	\$529.00	0%
\$5,001 to \$20,000 of Building Value	\$601.00	0%
\$20,001 to \$100,000 of Building Value	\$895.00	0%
\$100,001 to \$250,000 of Building Value	\$1,269.00	0%
\$250,001 + of Building Value	\$1,618.00 plus \$2.07 per \$1,000 over \$250,000	0%
<b>Class 2 - 9 Buildings (Commercial, Industrial &amp; Public Buildings)</b>		
Up to \$5,000	\$648.00	0%
\$5,001 to \$20,000 of Building Value	\$1,292.00	0%
\$20,001 to \$100,000 of Building Value	\$2,060.00	0%
\$100,001 to \$250,000 of Building Value	\$2,568.00	0%
\$250,001 + of Building Value	\$3,138.00 plus \$2.32 per \$1,000 over \$250,000	0%
<b>Contribution Plan (if applicable)</b>		
Up to \$100,000	0%	0%
\$100,001 to \$200,000	0.50%	0%
\$200,001 and above	1%	0%

The Long Service Levy Corporation Fee is payable at 0.35% of the value of building and construction work where the cost of the building is \$25,000 or more (inclusive of GST). The levy calculator can be accessed at: [longservice.my.site.com/bci/s/levy-calculator](https://longservice.my.site.com/bci/s/levy-calculator)



## Complying Development Certificates

Fee (Inc. GST) GST

### Class 1a Buildings (Dwellings)

Up to \$5,000	\$529.00	0%
\$5,001 to \$20,000 of Building Value	\$648.00	0%
\$20,001 to \$100,000 of Building Value	\$1,292.00	0%
\$100,001 to \$250,000 of Building Value	\$2,060.00	0%
\$250,001 + of Building Value	\$2,461.00 plus \$2.17 per \$1,000 over \$250,000	0%

### Class 10 Buildings (Sheds, Carports, Pools, Fences)

Up to \$5,000	\$529.00	0%
\$5,001 to \$20,000 of Building Value	\$601.00	0%
\$20,001 to \$100,000 of Building Value	\$895.00	0%
\$100,001 to \$250,000 of Building Value	\$1,269.00	0%
\$250,001 + of Building Value	\$1,18 plus \$2.07 per \$1,000 over \$250,000	0%

### Class 2 - 9 Buildings (Commercial, Industrial & Public Buildings)

Up to \$5,000	\$648.00	0%
\$5,001 to \$20,000 of Building Value	\$1,292.00	0%
\$20,001 to \$100,000 of Building Value	\$2,060.00	0%
\$100,001 to \$250,000 of Building Value	\$2,586.00	0%
\$250,001 + of Building Value	\$3,138.00 plus \$2.32 per \$1,000 over \$250,000	0%

### Contribution Plan (if applicable)

Up to \$100,000	0%	0%
\$100,001 to \$200,000	0.50%	0%
\$200,001 and above	1%	0%

**Civil Works**

	Fee (Inc. GST)	GST
<b>Plan Checking Fee</b>		
2 - 3 Lots	\$148.00	10%
4 - 20 Lots	\$442.00	10%
21 - 49 Lots	\$737.00	10%
50 Plus Lots	\$1,032.00	10%
Subdivision Construction Certificate	\$1,018.70 or 1.5% of total project cost whichever is greater	10%
Tapping Fee – to be determined on a case by case basis	Actual Cost	10%
Street Trees Contribution – per tree	\$100.00	
<b>Contribution Plan (if applicable)</b>		
Up to \$100,000	0%	0%
\$100,001 to \$200,000	0.50%	0%
\$200,001 and above	1%	0%
<b>Headworks Charges (Servicing Plans 1 &amp; 2)</b>		
Filtered water fee (per Lot)	\$1,847.00	0%
Filtered water fee (per Lot) – Trentham	\$5,000.00	0%
Unfiltered water fee (per Lot)	\$2,000.00	0%
Sewerage Fee (per Lot)	\$9,655.00	0%
Sewerage Fee (per Lot) – Trentham	\$5,000.00	0%
Stormwater Fee	\$0.94 per sqm of original area to be subdivided	0%

## Sundry Building Fees

	Fee (Inc. GST)	GST
Certificate and progress reports on buildings under construction	\$207.00	10%
Minor amendments to Construction Certificates / Complying Development Certificates	\$207.00	0%
Amendment > 50% of plan – Construction / Complying Development Certificates	50% of fee for new application	0%
Re-inspection for a critical stage building inspection	\$122.00	10%
Subscriber fee for provision of ABS data – full year	\$264.00	0%
Search and copy of records (per search)	\$111.00	0%
Private Certifier lodgement fee (EP&A Regulation 2021 Schedule 4)	\$39.00	0%
Submitting application for construction certificate, subdivision works certificate, occupation certificate, subdivision certificate, building information certificate or modification of development consent on the NSW planning portal. (EP&A Regulation 2021 Schedule 4)	\$46.00	0%
Building Information Certificate – Class 1 & 10 where work involves no additional floor space (Fee determined under Part 10 of the <i>Local Government Act 1993</i> )	\$302.00	0%
Building Information Certificate – Class 2-9 Buildings where works not exceeding 200m <sup>2</sup> (cl 260 EP&A Reg 2000)	\$302.00	0%
Building Information Certificate – Class 2-9 Buildings where works between 200m <sup>2</sup> -2000m <sup>2</sup> (Fee determined under Part 10 of the <i>Local Government Act 1993</i> )	\$302 + \$0.50 per m <sup>2</sup> over 200m <sup>2</sup>	0%
Building Information Certificate – Class 2-9 Buildings where works exceed 2000m <sup>2</sup> (Fee determined under Part 10 of the <i>Local Government Act 1993</i> )	\$1,050 + \$0.50 per m <sup>2</sup> over 2000m <sup>2</sup>	0%
Inspection Fee where more than one inspection is required prior to issuing a Building Information Certificate (Fee determined under Part 10 of the <i>Local Government Act 1993</i> )	\$121.00	10%
Building Information Certificate where a DA, CDC or CC was required for the erection of the building (Fee determined under Part 10 of the <i>Local Government Act 1993</i> )	\$302.00 plus the maximum fee payable if the application was an application for Development Consent & Construction Certificate or Complying Development Certificate	0%
Infrastructure Protection Permit Fee (includes inspections)	\$244.00	0%
Infrastructure Bond (Refundable) – This bond applies to all construction works \$25,000 and above.	\$3,000.00	0%



<b>Swimming Pool Fence Inspection Fee</b>	<b>Fee (Inc. GST)</b>	<b>GST</b>
Audit inspection initiated by Council – 1 <sup>st</sup> Inspection	\$0.00	0%
Mandatory inspection for a swimming pool (cl 19 Swimming Pool Reg 2018)	\$150.00	0%
Follow up inspection when 1st inspection not compliant (cl 19 Swimming Pool Reg 2018)	\$100.00	10%

<b>Local Government Act Approvals</b>	<b>Fee (Inc. GST)</b>	<b>GST</b>
Application to install on-site Sewerage Management System (Septic Tank/AWTS) - Fee includes up to four inspections	\$551.00	0%
Application to alter on-site Sewerage Management System (Septic Tank/AWTS) - Fee includes up to four inspections	\$551.00	0%
Application to amend existing approval to install an on-site sewerage management system	\$261.00	0%
Install Grey Water System	\$316.00	0%
Amend Grey Water System	\$180.00	0%
Raw Water Sign	\$7.35	10%
Trade Waste Discharge Application Fee	\$779.00	10%
Industrial Sewerage Management System (20 plus persons)	\$779.00	0%
Amendment to Industrial Sewerage Management System (20 plus persons)	\$779.00	0%
Application for approval to connect to sewer	\$551.00	0%
Application to carry out minor changes/repairs to existing plumbing & drainage	\$330.00	0%
Application to alter existing sewer plan	\$551.00	0%
Re-inspection/additional inspection for a mandatory plumbing inspection stage	\$122.00	0%

#### **Section 68 Installation of a Relocatable Home, Moveable Dwelling or Associated Structure**

Up to \$5,000 of Building Value	\$67 + 0.5%	10%
\$5,001 - \$100,000 of Building Value	\$100 + 0.3%	10%
\$100,001 - \$250,000 of Building Value	\$481 + 0.2%	10%
>\$250,001 of Building Value	\$764 + 0.1%	10%
Stormwater Legal Point of Discharge	\$92.00	0%
Caravan Parks – Inspection fee + (per site) 5 year fee	\$331 + \$5.25 (per site)	0%
Caravan Park – Approval to operate – amendment of current approval	50% of a new application fee	0%
Caravan Parks noncompliance re-inspection fee (per hour)	\$223.00	0%
Section 68 Local Government Approvals not otherwise listed – Refer Appendix B	\$296.00	0%

## Development Applications

Fee (Inc. GST) GST

### Schedule 4 Part 2 of the Environmental Planning and Assessment Regulation 2021

Up to \$5,000	\$147.00	0%
From \$5,001 to \$50,000	\$226.00 plus \$3 per \$1,000 (or part of \$1,000) of the estimated cost	
From \$50,001 to \$250,000	\$469.00 plus \$3.64 per \$1,000 (or part of \$1,000) by which the estimated cost exceeds \$50,000	0%
From \$250,001 to \$500,000	\$1,544.00 plus \$2.34 per \$1,000 (or part of \$1,000) by which the estimated cost exceeds \$250,000	0%
From \$500,001 to \$1,000,000	\$2,325.00 plus \$1.64 per \$1,000 (or part of \$1,000) by which the estimated cost exceeds \$500,000	0%
From \$1,000,001 to \$10,000,000	\$3,483.00 plus \$1.44 per \$1,000 (or part of \$1,000) by which the estimated cost exceeds \$1,000,000	0%
More than \$10,000,001	\$21,146.00 plus \$1.19 per \$1,000 (or part of \$1,000) by which the estimated cost exceeds \$10,000,000	0%
Development application for advertising signs where the lodgement fee based on the cost of work is more than the development application fee calculated as above	\$379.00 plus \$93.00 for each additional advertisement	0%
Development application for development not involving the erection of a building, the carrying out of a work, the subdivision of land or the demolition of a work or building	\$379.00	0%
Development application for development involving the erection of a dwelling house with an estimated development cost, including GST, of \$100,000 or less	\$606.00	0%
Additional fee for development application that is referred to design review panel for advice	\$3,996.00	0%

## Fees for Application for Modification of Consent

	Fee (Inc. GST)	GST
<b><i>Schedule 4 Part 2 of the Environmental Planning and Assessment Regulation 2021</i></b>		
Modification under section 4.55 (1)	\$95.00	0%
Modification of DA under S4.55(1A) or & S4.56(1) minimal environmental impact	50% of original DA fee up to the maximum fee of \$859.00 – whichever is the lesser.	
Modification of DA under S4.55(2) or S4.56(1) that does not involve minimal environmental impact if the fee for the original application was less than 1 fee unit	50% of original fee	0%
Modification of DA under S4.55(2) or S4.56(1) that does not involve minimal environmental impact if the fee for the original application was 1 fee unit or more if the application did not involve erection of a building, carrying out of work or demolition of work or building	50% of original fee	0%
Modification of DA under S4.55(2) or S4.56(1) that does not involve minimal environmental impact if the fee for the original application was 1 fee unit or more and the original development application involved the erection of a dwelling house with an estimated development cost of \$100,000 or less	\$253.00	0%
Additional fee where Council is required to give notice under S4.55(2) or S4.56(1) of the Act.	\$886.00	
Additional fee for modification application that is referred to design review panel for advice	\$3,996.00	0%
Additional fee for modification application that is accompanied by statement of qualified designer	\$1,013.00	0%

## Fees for Application for Modification of Consent

Fee (Inc. GST) GST

**Modification for S4.55(2) or S4.56(1) that does not involve minimal environmental impact and the original application fee was 1 unit or more and application relates to an original development application.**

Up to \$5,000	\$73.00	0%
\$5,001 to \$250,000	\$113.00 plus \$1.50 per \$1,000 by which estimated cost exceeds \$5,000.	0%
\$250,001 to \$500,000	\$666.00 plus \$0.85 per \$1,000 by which estimated cost exceeds \$250,000.	0%
\$500,001 to \$1,000,000	\$949.00 plus \$0.50 per \$1,000 by which estimated cost exceeds \$500,000.	0%
\$1,000,0001 to \$10,000,000	\$1,314.00 plus \$0.40 per \$1,000 by which estimated cost exceeds \$1,000,000.	0%
More than \$10,000,000	\$6,310.00 plus \$0.27 per \$1,000 by which estimated cost exceeds \$10,000,000.	0%
Request for LEP Amendment	\$8,694.00	0%

### **Request for s8.2(1) (C) review of decision to reject an application Schedule 4 Part 7 EP&A Reg 2021.**

Where the estimated cost of development is less than \$100,000	\$73.00	0%
Where the estimated cost of development is more than \$100,000 but is less than or equal to \$1,000,000	\$199.00	0%
Where the estimated cost of development is more than \$1,000,000	\$333.00	0%

### **Request for Review of Determination - Schedule 4 Part 7 EP&A Reg 2021**

Review of development application not involve the erection of building, the carrying out of a work or the demolition of a work or building.	50% of the original lodgment fee	0%
---	-------------------------------------	----



## Fees for Application for Modification of Consent

	Fee (Inc. GST)	GST
Review of development application involving the erection of a dwelling-house with an estimated cost of construction of \$100,000 or less	\$253.00	0%
<b>In the case of any other development application</b>		
Estimated development costs up to \$5,000	\$73.00	0%
Estimated development costs of between \$5,001 - \$250,000	\$114.00 plus an additional \$1.50 for each \$1,000 (or part of \$1,000) of the estimated cost exceeding \$5,000	0%
Estimated development costs of between \$250,001 - \$500,000	\$666.00 plus an additional \$0.85 for each \$1,000 (or part of \$1,000) of the estimated cost exceeding \$250,000	0%
Estimated development costs of between \$500,001 - \$1,000,000	\$949.00 plus an additional \$0.50 for each \$1,000 (or part of \$1,000) of the estimated cost exceeding \$500,000	0%
Estimated development costs of between \$1,000,001 - \$10,000,000	\$1,314.00 plus an additional \$0.40 for each \$1,000 (or part of \$1,000) of the estimated cost exceeding \$1,000,000	0%
Estimated development costs in excess of \$10,000,000	\$6,310.00 plus an additional \$0.27 for each \$1,000 (or part of \$1,000) of the estimated cost exceeding \$10,000,000	0%
Where Council is required to give notice under S8.3 of the Act	Up to \$770.70	0%

## Subdivisions

Fee (Inc. GST)

GST

### **Schedule 4 Part 2 of the Environmental Planning and Assessment Regulation 2021**

Development Application Lodgement without road opening	\$440.00 plus \$53 for every additional lot created by the subdivision	0%
Involving opening of a public road	\$885.00 plus \$65 for every additional lot created by the subdivision	0%
Strata Subdivision	\$440.00 plus \$65 for every additional lot created by the subdivision	0%
Subdivision Certificate Application Fee	\$260.40 plus \$5.25 per lot	10%

### **Section 10.7 Certificates**

Certificate under Section 10.7 (2) & (5) - Per Lot	\$173.64	0%
Certificate under Section 10.7 (2) - Per Lot	\$69.00	0%
Certificate under Section 10.7 Urgent Fee	\$166.00	0%
Sewer Diagram	\$25.00	0%
Provision of document map or plan	\$74.00	0%
Certificate under Section 735A of the <i>Local Government Act 1993</i>	\$100.00	10%

### **Designated Development Schedule 4 Part 3 of the Environmental Planning and Assessment Regulation 2021**

In addition to any other fees payable for a development application an additional fee is payable for a designated development.	\$1,226.00	0%
Designated Development Advertising Fee	\$2,957.00	0%

### **Integrated Development Schedule 4 Part 3 – item 3.1 of the Environmental Planning and Assessment Regulation 2021**

In addition to any other fees payable for a development application an additional fee is payable for an integrated development (cl 253 EP&A Reg 2000)	\$187.00	0%
Giving notice for nominated integrated development, threatened species development or Class 1 aquaculture development.	\$1,472.00	0%

*Note: Applicants are required to pay an additional \$426.00 to each concurrence Authority.*

### **Any Development Requiring Concurrence not assumed by Council**

Fee to Council as consent authority	\$187.00	0%
-------------------------------------	----------	----

*Note: Applicants are required to pay an additional \$426.00 to each concurrence Authority.*

### **Giving Notice of Prohibited Development**

Fee to give notice of Prohibited development	\$1,472.00	0%
--	------------	----

### **Provision of Certified copy of Documents, maps or plans – Schedule 4 Part 9 – item 9.9**

Fee to give notice of Prohibited development	\$69.00	0%
--	---------	----

## Regulatory Functions

### Public Health Program Inspection Fees

#### Section 68 Local Government Act and Local Government Regulation Fees

##### (Related to Public Health and Food Related Items)

	Fee (Inc. GST)	GST
<b>Part F(7) - Use a standing vehicle (mobile food vehicle) or any article for the purpose of selling any article (including food) in a public place (Public place - includes a public road, public reserve, public park or the like)</b>		
Approval to sell food at a single event / temporary event	\$76.00	0%
Approval to sell food at multiple events - annual approval	\$192.00	0%
<b>Part F(10) - Carry out an activity prescribed by the regulations or an activity of a class or description prescribed by the regulations</b>		
Shared Accommodation Premises - inspection fee per inspection	\$172.00	0%
Hairdressers - Inspection fee per inspection	\$172.00	0%
Skin Penetration Premises - inspection fee per inspection	\$172.00	0%
Public Swimming Pool or Public Spa Pool - inspection fee per inspection	\$172.00	0%

#### NSW Food Regulation 2015

	Fee (Inc. GST)	GST
<b>Food Shop Administration Charge (yearly)</b>		
Up to 5 FTE food handling staff	\$232.00	10%
6 - 50 FTE food handling staff	\$326.00	10%
>50 FTE food handling staff	\$431.00	10%
Mobile Food Vendor Administration Charge (on non-public place)	\$192.00	10%
Food shop / mobile food vendor inspection fee per hour (Note - minimum fee 1/2 hour and fees to be charged calculated in 1/2 hr increments)	\$185.00	0%
Maximum fee for issuing improvement notice under the Food Act 2003 or Food Regulations 2015.	\$347.00	0%
Note: A minimum of 1 inspection conducted annually, depending on hazard rating. Some premises may have up to 4 scheduled inspections per year.		

## Public Health Act 2010 & Public Health Regulations 2022 Fees - Schedule 5

	Fee (Inc. GST)	GST
<b>Skin Penetration Premises</b>		
Registration/Change of Details Fee	\$207.00	0%
Administration fee (yearly)	\$217.00	10%
Fee per inspection	\$172.00	0%
Notification of carrying out skin penetration procedure (new premises) <i>Note - no fee is required for a change of details</i>	\$110.00	0%
<b>Accommodation Premises</b>		
Registration/Change of Details Fee	\$134.00	0%
Fee per inspection	\$172.00	0%
<b>Cooling Water System/Cooling Towers</b>		
Notification of installation of a cooling water system (cooling tower)	\$126.00	0%
Issue of improvement notice or prohibition order given to occupier of premises at which there is a regulated system	\$667.00	0%
<b>Warm Water Systems</b>		
Application for approval of a warm water system in a hospital	\$200.00	0%
Notification of installation of a warm water system	\$126.00	0%
Issue of improvement notice or prohibition order given to occupier of premises at which there is a regulated system	\$667.00	0%
<b>Swimming Pool and/or Spa Pool</b>		
Registration/Change of Details Fee	\$134.00	0%
Administration fee (yearly)	\$217.00	10%
Fee per inspection	\$110.00	0%
<i>Note: A minimum of 1 inspection conducted annually, depending on hazard rating. Some premises may have up to 4 scheduled inspection per year.</i>		
Issue of improvement notice or prohibition order given under the <i>Public Health Act 2010</i> or <i>Public Health Regulations 2022</i> to occupier of premises other than premises that have a regulated system.	\$310.00	0%
Re-inspection of premises subject to a prohibition order given under the <i>Public Health Act 2010</i> or <i>Public Health Regulations 2022</i> - per hour.	\$268.00	0%
Application for approval to exhume remains	\$399.00	0%
Application for exemption for cremation documentation	\$110.00	0%
Notification of registration of mortuaries	\$110.00	0%

Property Services	Unit of Measure	Fee (Inc. GST)	GST
Property Officer Time Charge out rate (minimum 1 hour)	Per Hour	\$182.00	10%
Property & Land Tenure Officer (minimum 1 hour)	Per Hour	\$250.00	10%
Application fee for land dealings over Crown/Council land etc (e.g. purchase of operational land, easements, covenants, caveats etc)	Per Application	\$2,900.00	10%
Application fee for landowners consent for DA etc - not for profit organisations	Per Application	\$96.00	10%
Application fee for lease assignment - commercial (not including legal fees)	Per Application	\$2,900.00	10%
Request for information and services - including property and approval searches, requiring and written response	Per Hour	\$129.00	10%
Application to formally close a public road	Per Application	\$2,928.00	10%
Preparation of Native Title Advice	Per Application	\$250.00	10%



## Companion Animal Fees

### Lifetime Registration Fees

(as per Companion Animals Regulation 2021)

	Fee (Inc. GST)	GST
<b>Registration Category</b>		
Dog – Registration fee (by 12 weeks or when sold if earlier than 12 weeks)	\$80.00	0%
Dog – Additional Fee (dog not desexed by 6 months)	\$189.00	0%
Dog – Registration (by eligible pensioner)	\$35.00	0%
Dog – Desexed (sold/ transferred from pound/shelter or rehoming Organisation)	\$0.00	0%
Dog – Registrations (desexing not recommended)	\$80.00	0%
Dog – Registration (desexing not recommended eligible pensioner)	\$35.00	0%
Dog – Registration (recognised breeder)	\$80.00	0%
Dog – Working	\$0.00	0%
Dog – Service of the State	\$0.00	0%
Assistance Animal	\$0.00	0%
Cat – Registration fee (by 12 weeks or when sold if earlier than 12 weeks)	\$70.00	0%
Cat – Registration (eligible pensioner)	\$35.00	0%
Cat – Desexed (sold/ transferred from pound/shelter or rehoming Organisation)	\$0.00	0%
Cat – Registration (desexing not recommended)	\$70.00	0%
Cat – Registration (desexing not recommended – eligible pensioner)	\$35.00	0%
Cat – Registration (recognised breeder)	\$70.00	0%
Registration late fee	\$23.00	0%
<b>Annual Permit Category</b>		
Cat (not desexed by four months of age)	\$99.00	0%
Dangerous dog	\$236.00	0%
Restricted dog	\$236.00	0%
Permit late fee	\$23.00	0%

**Annual Permits**

	<b>Fee (Inc. GST)</b>	<b>GST</b>
Cats (under 4 months not desexed)	\$96.00	0%
Restricted Breed & Dangerous Dogs	\$230.00	0%
Permit late fee	\$22.00	0%

*Note 1: The lifetime registration fees are set by the Office of Local Government and subject to change by the office of Local Government. The fees shown reflect amendments effective from 1 July 2025.*

*Note 2: The Annual Permit fees are set by the Office of Local Government and subject to change by the Office of Local Government and are payable in addition to the one-off lifetime registration fee. The fees shown reflect amendments effective 1 July 2025.*

A list of registration categories, current fees and the new fees for 2025/26 is provided on the Office of Local Government's (OLG) website:

[www.olg.nsw.gov.au/public/dogs-cats/nsw-pet-registry/microchipping-and-registration](http://www.olg.nsw.gov.au/public/dogs-cats/nsw-pet-registry/microchipping-and-registration)

**Other Regulatory Function Charges**

	<b>Fee (Inc. GST)</b>	<b>GST</b>
Micro-chipping Service	\$71.00	10%
Surrender Fees	\$122.00	0%
Release Fee - Cats	\$122.00	0%
Release Fee - Dogs	\$122.00	0%
Release Fee - Livestock (per animal)	\$122.00	0%
Livestock Sustenance - per day	\$21.00	10%
Trap Hire - Refundable Deposit	\$30.00	0%
Impounded Vehicles	\$626.00	10%
Animal Services Officer - After hours attendance (in addition to any fines imposed)	\$336.00	10%

## Waste Management Charges

Landfill Charges	Unit of Measure	Fee (Inc. GST)	GST
1 Bag of Rubbish		\$9.00	10%
1 Bag of Green Waste		\$2.00	10%
Station wagon / car boot		\$20.00	10%
240 ltr MGB		\$20.00	10%
<b>Domestic (Home) Waste</b>			
6 x 4 Trailer / Utility	Water Level	\$25.00	10%
	Heaped	\$46.00	10%
	Caged	\$68.00	10%
7 x 4 Tandem Trailer or larger	Water Level	\$50.00	10%
	Heaped	\$78.00	10%
	Caged	\$106.00	10%
<b>Commercial/Industrial (Work) Waste</b>			
6 x 4 Trailer / Utility	Water Level	\$40.00	10%
	Heaped	\$69.00	10%
	Caged	\$101.00	10%
7 x 4 Tandem Trailer or larger	Water Level	\$76.00	10%
	Heaped	\$117.00	10%
	Caged	\$160.00	10%
<b>Green Waste (Domestic)</b>			
6 x 4 Trailer / Utility	Water Level	\$7.00	10%
	Heaped	\$10.00	10%
	Caged	\$15.00	10%
7 x 4 Tandem Trailer or larger	Water Level	\$10.00	10%
	Heaped	\$15.00	10%
	Caged	\$19.00	10%
<b>Green Waste (Commercial/Industrial)</b>			
6 x 4 Trailer / Utility	Heaped	\$15.00	10%
	Caged	\$21.00	10%

Landfill Charges	Unit of Measure	Fee (Inc. GST)	GST
7 x 4 Tandem Trailer or larger	Water Level	\$15.00	10%
	Heaped	\$21.00	10%
	Caged	\$27.00	10%
Commercial Green Waste > 2m <sup>3</sup>	Per tonne	\$158.00	10%
Commercial, Industrial, Construction & Demolition Waste > 2m <sup>3</sup>	Per tonne	\$200.00	10%
Concrete - excluding concrete pipes	Per tonne	\$139.00	10%
Asbestos	Per tonne	\$460.00	10%
Problematic Waste	Per tonne	\$300.00	10%
Clean Fill	Per tonne	\$12.00	10%
Contaminated Fill	Per tonne	\$200.00	10%
Disposal of car bodies		NIL	0%
Car and Motorbike Tyres	Per tyre	\$12.00	10%
Small Truck Tyres	Per tyre	\$27.00	10%
Large Truck Tyres	Per tyre	\$50.00	10%
Super Single Tyres	Per tyre	\$50.00	10%
Tractor Tyres	Per tyre	\$204.00	10%
Large Earthmoving Tyres	Per tyre	\$248.00	10%
Waste Oil - petroleum oils only (Buronga & Wentworth only)		NIL	0%
Scrap Metal - clean fill		NIL	0%
Chemical Drums (clean and dry)		NIL	0%
Recycling (paper, cans, plastic bottles, glass)		NIL	0%
Cardboard, batteries, gas cylinders		NIL	0%
Mattress - Single	Per item	\$23.00	10%
Mattress - Double or bigger	Per item	\$44.00	10%
Unspecified Waste	Per tonne	\$243.00	10%
Weighbridge Certification Fee	Per vehicle	\$25.00	10%
Weighbridge Ticket Reprint	Per ticket	\$15.00	10%
Commercial Recycling (cardboard & Comingle)	Per cubic metre	\$17 per cubic meter	10%
Contractor Discount – Application approval to be determined on a case by case basis on application to Council		Increased in line with the increase to the per tonne gate rate.	10%

## Trade Waste Fees and Usage Charges

	Fee (Inc. GST)	GST
<b>Annual Trade Waste Fee</b>		
Category 1 Discharger	\$152.00	10%
Category 2 Discharger	\$302.00	10%
Large Discharger	\$1,016.00	10%
Industrial Discharger	\$302.00	10%
Re-inspection Fee	\$142.00	10%
<b>Trade Waste Usage Charges per kL</b>		
Category 1 Discharge with appropriate equipment <sup>1</sup>	\$0.00	10%
Category 1 Discharge without appropriate pre-treatment	\$8.00	10%
Category 2 Discharge with appropriate equipment <sup>1</sup>	\$284.00	10%
Category 2 Discharge without appropriate pre-treatment	\$26.00	10%
Food Waste Disposal	\$48.00	10%
<b>Non-compliance pH charge</b>		
Value of coefficient K in equation 3 of Liquid Trade Waste Policy	\$7.00	10%
<sup>1</sup> Only applies to liquid trade waste dischargers with appropriately and/or maintained pre-treatment facilities.		

## Charges for Tankered Waste Fees<sup>1</sup>

	Fee (Inc. GST)	GST
Chemical Toilet (per kL)	\$27.00	0%
<b>Septic Tank Waste</b>		
Per load (up to 5kL) - <i>minimum charge</i>	\$37.00	0%
Per kL thereafter	\$7.00	0%
<sup>1</sup> Only applies to liquid trade waste dischargers with appropriately and/or maintained pre-treatment facilities.		

## Charges for use of Riverboat Pump-Out Stations (per each dump)

	Fee (Inc. GST)	GST
Disposal of effluent from riverboats	\$36.00	10%
Use of key to access pump out facility (refundable deposit)	\$30.00	0%



<b>Excess Mass Charges Substance price per kg</b>	<b>Fee (Inc. GST)</b>	<b>GST</b>
Aluminium	\$7.00	10%
Ammonia (as N)	\$8.00	10%
Arsenic	\$128.00	10%
Barium	\$63.00	10%
Biochemical oxygen demand (BOD)	\$128.00	10%
Boron	\$128.00	10%
Bromide	\$26.00	10%
Cadmium	\$589.00	10%
Chloride	\$7.00	10%
Chlorinated hydrocarbons	\$63.00	10%
Chlorinated phenolics	\$2,549.00	10%
Chlorine	\$8.00	10%
Chromium	\$42.00	10%
Cobalt	\$26.00	10%
Copper	\$26.00	10%
Cyanide	\$128.00	10%
Fluoride	\$10.00	10%
Formaldehyde	\$8.00	10%
Oil and Grease (Total O&G)	\$7.00	10%
Herbicides/defoliants	\$1,275.00	10%
Iron	\$8.00	10%
Lead	\$63.00	10%
Lithium	\$16.00	10%
Manganese	\$16.00	10%
Mercaptans	\$128.00	10%
Mercury	\$4,249.00	10%
Methylene blue active substances (MBAS)	\$128.00	10%
Molybdenum	\$128.00	10%
Nickel	\$42.00	10%
Nitrogen (Total Kjeldahl Nitrogen - Ammonia) as N	\$30.00	10%

<b>Excess Mass Charges Substance price per kg</b>	<b>Fee (Inc. GST)</b>	<b>GST</b>
Organoarsenic compounds	\$1,275.00	10%
Pesticides general (excludes organochlorines and organophosphates)	\$1,275.00	10%
Petroleum hydrocarbons (non-flammable)	\$9.00	10%
Phenolic compounds (non-chlorinated)	\$18.00	10%
Phosphorous (Total PP)	\$8.00	10%
Polynuclear aromatic hydrocarbons	\$26.00	10%
Selenium	\$90.00	10%
Silver	\$7.00	10%
Sulphate (SO4)	\$7.00	10%
Sulphide	\$8.00	10%
Sulphite	\$8.00	10%
Suspended Solids (SS)	\$7.00	10%
Thiosulphate	\$7.00	10%
Tin	\$16.00	10%
Total dissolved solids (TDS)	\$6.00	10%
Uranium	\$16.00	10%
Zinc	\$26.00	10%

## Finance and Customer Service Fees

<b>GIPA Requests</b>	<b>Unit of Measure</b>	<b>Fee (Inc. GST)</b>	<b>GST</b>
<b>Government Information Public Access Request (GIPA)</b>			
Formal Access Application Fee (as per the Act)		\$30.00	0%
Formal Access Processing Charges (1 <sup>st</sup> hour included, cost per each hour thereafter - as per the Act)		\$30.00	0%
Informal Request (1 <sup>st</sup> hour included, cost per each hour thereafter)		\$35.00	10%
<b>Subpoenas</b>			
Conduct money on initial lodgement of Subpoena to Produce (includes 1 <sup>st</sup> 2 hours of processing charge)		\$126.00	10%
Provision of documents for a Subpoena Processing Charges (1 <sup>st</sup> 2 hours no additional charge, cost per each hour thereafter)		\$79.00	10%

<b>Licenses and Permits</b>	<b>Unit of Measure</b>	<b>Fee (Inc. GST)</b>	<b>GST</b>
Tent Erection Fees - outside licensed Caravan Parks		\$144.00	0%
Tent Erection / Clearing		\$825.00	0%
Deposits - Tents for Circus, travelling shows and other commercial enterprises		\$600.00	0%
Valuer General's Insertion into Rates Notices	per hour	\$90.00	0%

<b>Sundry Charges</b>	<b>Unit of Measure</b>	<b>Fee (Inc. GST)</b>	<b>GST</b>
<b>Photocopying/laminating/scanning</b>			
Photocopying	per A4	\$0.25	10%
	per A3	\$0.50	10%
Colour Photocopying	per A4	\$1.00	10%
	per A3	\$2.00	10%
Map Copy Charges - Full Colour	per A2	\$8.00	10%
	per A1	\$12.00	10%
	per A0	\$16.00	10%

Map Copy Charges - Line Art	per A2	\$4.00	10%
	per A1	\$7.00	10%
	per A0	\$8.00	10%
Map Copy Charges - Imagery	per A2	\$12.00	10%
	per A1	\$20.00	10%
	per A0	\$23.00	10%
Laminating	per A4	\$5.00	10%
	per A3	\$9.00	10%
Scanning - small black & white logos etc.		\$7.00	10%
Scanning - colour photos (standard size)		\$9.00	10%
<b>Grants</b>			
Grants – Preparation of funding applications on behalf of others	per hour	\$129.00	10%
Grants – Auspice of grant funds on behalf of others (this covers preparation of reports for funding body & audit certificate)		\$1,886 plus 1% of funding amount	10%

<b>Misc. Rates Charges</b>	<b>Unit of Measure</b>	<b>Fee (Inc. GST)</b>	<b>GST</b>
603 Certificate		\$100.00	0%
603 Certificate Urgent Request - additional fee		\$163.00	0%
Special Meter Reading - 603 Certificate		\$90.00	0%
Meter Check - Fault Report		\$153.00	0%
Copy of Rates/Water Notice (per copy)		\$10.00	0%
General Administration Fee		\$25.00	0%
Extraction from Valuation Book		\$27.00	0%
Rural Addressing - Provision of new address plate or replacement plate		\$57.00	10%
Account review administration fee		\$171.00	10%
Dishonour Fee (Bpay, Bill Pay & Direct Debit)		\$30.00	10%
Interest on overdue rates		10.50%	0%

*Note: These fees are GST exempt if associated with the provision of regulatory information*

## Library Fees

Service	Fee (Inc. GST)	GST
<b>Inter-library Loans, Late returns and Damages</b>		
Inter-library Loans	\$3.00	10%
Lost or Damaged Items	Original Cost + \$7.00	10%
<b>Book Covering</b>		
Plastic / contact (small)	\$4.00	10%
Plastic / contact (medium)	\$5.00	10%
Plastic / contact (large)	\$5.00	10%
Dust jacket (small)	\$5.00	10%
Dust jacket (medium)	\$5.00	10%
Dust jacket (large)	\$6.00	10%
<b>Photocopying / Printing / Scanning</b>		
A4 photocopy or print	\$0.25	10%
A4 photocopy - coloured print	\$1.00	10%
A3 photocopy or print	\$0.50	10%
A3 photocopy - coloured print	\$2.00	10%
<b>Laminating</b>		
Business card	\$5.00	10%
A4	\$5.00	10%
A3	\$9.00	10%
<b>Replacement Library Card</b>		
Adult	\$3.00	0%
Child	\$3.00	0%
Visitor Deposit (refundable)	\$20.00	0%



# Roads and Engineering Support

Service	Fee (Inc. GST)	GST
<b>Road Opening Permits</b>		
Permit	\$197.00	0%
<b>Refundable deposits<sup>1</sup></b>		
Road opening fee	\$525.00	0%
For works in a constructed nature strip with concrete footpath	\$370.00	0%
For works in an unpaved constructed nature strip	\$210.00	0%
New works which may affect Council assets such as footpaths, sewer, drainage & water supply	\$1,420.00	0%
<b>Traffic Management Plans</b>		
Plan Preparation Fee	\$197.00	10%
Plan Assessment Fee	\$180.00	0%
Hire Fee per day - Signs / Bollards / Traffic Cones	\$38.00	10%
<b>Refundable Deposit<sup>2</sup></b>		
Hire of Signs / Bollards / Traffic Cones	\$210.00	0%
<b>Bins</b>		
Bin Hire (per bin, per day - includes 1 emptying/cleaning)	\$28.00	10%
Each additional empty/clean (per bin)	\$28.00	10%
Replacement of Mobile Garbage Bin	\$131.00	10%
<b>Miscellaneous Services</b>		
Hire of barbeque - per day	\$236.00	10%
Access permits - Heavy Vehicle National Law	\$122.00	10%
<b>Weeds Inspections</b>		
Inspections within the built-up horticultural areas (i.e. Wentworth to Monak)	\$223.00	10%
Inspections in rural areas (travel is calculated to and from the property)	\$223 plus \$55/hr after the first 2 hours + .85c per km	10%
<b>Grid Replacement</b> (refer to Fencing and Grid Policy) added 18/03/2020		
Co-contribution towards fencing when removal of a grid has been agreed to in writing.	Up to \$2,500 per km of fencing for a maximum amount of 5km per grid.	10%

**Notes:**

1. On completion of the job, the deposit will be refunded, less the restoration charges and any additional costs which may be required to restore the trench.
2. The restoration charge covers sealing and relaying of concrete surfaces and the top surface for gravel and earth. Any additional works are an extra charge. If the costs are greater than the deposit, a charge will be made.

## Hire of Plant Items

Plant Item (refer notes) (Price per hour unless otherwise stated)			Fee (Inc. GST)	GST
CAT 12M	533 & 534	per hour	\$416.00	10%
Tractors and Implements	34, 39 & 51	per hour	\$291.00	10%
CAT Backhoe	30	per hour	\$259.00	10%
CAT 910F FEL	31	per hour	\$266.00	10%
John Deere Tractor & Implements	41	per hour	\$332.00	10%
CAT D6 Dozer	36	per hour	\$416.00	10%
JCB Loadalls	44	per hour	\$300.00	10%
CAT 938F FEL	47	per hour	\$271.00	10%
Low Loader	75	per hour	\$416.00	10%
Bitelli MT Rollers	56 & 57	per hour	\$291.00	10%
CAT 613B scraper	55	per hour	\$332.00	10%
Bomag Vib Roller	58	per hour	\$259.00	10%
Mobile Street Sweeper	65	per hour	\$259.00	10%
Bobcat & Attachments	62	per hour	\$437.00	10%
CAT mini excavator	67	per hour	\$437.00	10%
Water Carts	513, 519 & 523	per hour	\$239.00	10%
Truck and Dogs	483 & 520	per hour	\$322.00	10%
Truck and Dogs	531 & 771	per hour	\$322.00	10%
Tip Truck	536	per hour	\$259.00	10%

### Notes:

1. The above rates include the hire of the equipment and a qualified operator.
2. These rates are for weekday work only. Any works required to be done out of normal working hours or on weekend will incur additional penalty rates.
3. The above hire charges have been set so as to be similar to, or above the rate of, local contractors.

# Cemeteries

## Lawn Section

Wentworth, Gol Gol, Pooncarie and Coomealla	Fee (Inc. GST)	GST
Basic Burial ** (includes purchase of burial plot, plus 1st interment)	\$3,092.00	10%
Purchase of burial plot	\$1,225.00	0%
1st interment	\$1,867.00	10%
2nd interment	\$1,867.00	10%
Placement of infant in existing grave site (shelved grave)	\$1,160.00	10%
Removal or exhumation of body (Court consent if necessary)	Actual Cost	10%
Removal of ashes - Consent required	Actual Cost	10%
Placement of ashes in a burial plot	\$517.00	10%
Affixing a plaque	\$326.00	10%

## Monumental (Denominational)

Wentworth, Gol Gol, Pooncarie and Cal Lal	Fee (Inc. GST)	GST
Basic Burial ** (includes purchase of burial plot, plus 1st interment)	\$3,300.00	10%
Purchase of burial plot	\$1,225.00	0%
1st interment	\$2,075.00	10%
2nd interment	\$2,273.00	10%
Placement of infant in existing grave site (shelved grave)	\$1,160.00	10%
Removal or exhumation of body (Court consent if necessary)	Actual Cost	10%
Removal/replacement of monument for excavation (works to be undertaken by a Monumental Mason)	Actual Cost	10%
Removal of ashes - Consent required	Actual Cost	10%
Placement of ashes in plot	\$517.00	10%
Affixing a plaque	\$326.00	10%
Cal Lal Cemetery – all purchases and interments quoted on a case by case basis	Actual Cost	10%

\*\* Includes GST component on interment.

## Niche Wall

### Coomealla Memorial Gardens

	Fee (Inc. GST)	GST
Purchase Plot in Niche Wall - includes purchase of standard size black stone tile (maximum of 2 sets of ashes per plot)	\$764.00	0%
Placement of ashes in Niche Wall & fixing of stone tile (per set of ashes). <i>NB Engraving of stone tile is not included. Must be a black tile – Halls Memorial to engrave.</i>	\$563.00	10%
Re-open of existing Niche	\$517.00	10%
Location and consent to place Monument or Headstone	\$198.00	10%
Amendment to Headstone	\$51.00	10%

## Ground Plots

### (placement of plaques or memorial items)

	Fee (Inc. GST)	GST
Coomealla, Wentworth and Gol Gol – Basic Ashes Interment ** (includes ground ashes plot plus, placement of ashes)	\$1,082.00	10%
Purchase of a Ground Plot	\$565.00	0%
Placement of ashes in ground plots	\$517.00	10%
Re-open of existing Ground Plot	\$517.00	10%
Removal of ashes - Consent required	Actual Cost	10%

## Ashes Columbarium

	Fee (Inc. GST)	GST
Gol Gol and Wentworth (maximum of 2 sets of ashes per columbarium)	\$764.00	0%
Placement of ashes in Columbarium (per set of ashes) <i>NB: engraving of stone tile is not included – contact Sunraysia Memorials</i>	\$563.00	10%
Re-open of existing ashes columbarium compartment	\$517.00	10%

## Plot Selection

	Fee (Inc. GST)	GST
On-site attendance by WSC Officer to assist in plot selection	\$102.00	10%
Cemetery Administration Fee	\$102.00	10%
Memorial seating – purchase & installation of approved memorial seat	Actual Cost	10%

## Additional Notes

### (all cemeteries and memorials)

	Fee (Inc. GST)	GST
Memorial seating – purchase & installation of approved memorial seat and supply of plaque for engraving by purchaser. <i>NB There is the option to halve the cost by installing two memorial plaques on one seat.</i>		
Additional fee – internments conducted on weekends and public holidays (only available between 9.00am and 1.00pm)	\$510.00	10%
Placement of black granite remembrance plaque – (150 x 150mm) – Sextons Hut Wentworth Cemetery (includes inscription & installation)	\$612.00	10%
<i>As from 01 July 2019 internments are charged at the applicable rate at the time of interment and are not able to be pre-paid. All pre-paid internments prior to this date will be honored.</i>		

*\*\* Includes GST component on interment.*

All internments are subject to an additional interment services levy as from 01 July 2025. This is to be charged on top of the charges, except for interment services for children under twelve (12) years old, stillborn and miscarriages and destitute people. For further information, scan the QR code.



<b>\$156.00 per bodily burial</b>	<b>\$63.00 per ashes interment</b>	<b>\$41.00 per cremation</b>
-----------------------------------	------------------------------------	------------------------------



## Recreational Facilities

### Casual Hire of Shire Owned Halls, Meeting Rooms and Sporting Pavilions/Stadiums

(NB Midway Centre fees are listed separately)

Pooncarie Hall, Curlwaa Hall, Anabranah Hall, Pomona Hall, Wentworth Memorial Room, Dareton Senior Citizens Room, Community Meeting Room, Wentworth Showgrounds Community Pavilion, Wentworth Town Hall

#### Hire Type - Building only with access to any amenities

	Fee (Inc. GST)	GST
<b>Community Use</b>		
Community (not for profit) 4 hours or less <sup>1</sup>	\$59.00	10%
Community (not for profit) more than 4 hours <sup>1</sup>	\$129.00	10%
Bond Community Group <sup>2</sup>	\$100.00	0%
Per day fee for use of Anabranah Hall amenities in relation to camping on the Anabranah. <i>Please note a bond of \$500 will apply. Does not include use of the Hall.</i>	\$59.00	10%
<b>Business or Private Function use - Includes reunions or other private gatherings or business/trade related functions where no entry fees are charged.</b>		
4 hours or less	\$149.00	10%
4 hours to 24 hour period	\$298.00	10%
Bond Business or Private Function	\$500.00	0%
<b>Commercial Function per 24 hour period<sup>3</sup> - Includes any event where there will be an entrance fee charged or any Trade Show, Fair, Field Day or other event at which goods will be sold.</b>		
4 hours or less	\$298.00	10%
4 hours to 24 hour period	\$492.00	10%
Bond Commercial Function (GST Free)	\$500.00	0%
<b>Weekly Rate - Any Single Hirer</b>		
Discount applied to Daily rate x 5 or 7 days	10% discount	10%
<b>Additional Charges (all hirings)</b>		
Cleaning & Rubbish removal – <i>NB: The cost for cleaning &amp; rubbish removal will be deducted from the bond. An invoice will be raised for amounts in excess of the bond paid.</i>	Cost	10%
<b>Hire of Council venues for School &amp; Community Service Organisations from within WSC</b>		
Registered Schools (including pre-schools, kindergartens and School P&C if they are raising money for registered school) operating within the Wentworth Shire are granted automatic fee waivers for the hire of any Council venue (hall, meeting room). Any preparation costs (such as line marking of ovals) will be charged at standard cost. Bookings must still be made.		

## Hire Type - Park, Oval and Reserve with access to any amenities

Including; Carramar Drive Sporting Complex, George Gordon Sporting Complex, Pooncarie Multi-Purpose, Golf Course & Public Reserve, McLeod Oval, Junction Park, Strother Park, Wentworth Rowing Club & Wharf Lawns, Fotherby Park, Sturt Park, James King Park, Perry Sandhills, Tapio Park, Buronga Wetlands, Coomealla Pioneer & Lions Parks, Dareton Boat Ramp Rotunda & Town Square, O'Donnell Park, Pooncarie Sporting Complex, Two Rivers Ski Recreation Reserve, Curlwaa Oval.

	Fee (Inc. GST)	GST
<b>Community Use</b>		
Community (not for profit) Half Day Hire – hire cost is for each designated area per 0-4 hour period.	\$59.00	10%
Community (not for profit) Day Hire more than 4 hours – hire cost is for each designated area per each 24 hour period.	\$129.00	10%
Bond - Community Group.	\$100.00	0%
Multi-area discount	25%	10%
<b>Business or Private Function per 24 hour period</b> <i>NB - Includes reunions or other private gatherings or business/trade related functions where no entry fees are charged.</i>		
4 hours or less – hire cost is for each designated area per 0-4 hour period	\$149.00	10%
Day Hire more than 4 hours – hire cost is for each designated area per each 24 hour period.	\$298.00	10%
Bond – Business or Private Hire.	\$500.00	0%
Bond - Small civil ceremonies, no items to be erected and no catering.	\$100.00	0%
Multi-area discount	25%	10%
<b>Commercial Events, Circus or other performances</b> <i>NB - Includes any event for which there will be an entrance fee or ticket sold, or any Trade Shows, Fairs, Field Days or other event at which goods will be sold.</i>		
4 hours or less – hire cost is for each designated area 0-4 hour period	\$248.00	10%
Day Hire more than 4 hours – hire cost is for each designated area per each 24 hour period	\$492.00	10%
Bond Commercial Events, Circus or Other Performance	\$1,000.00	0%
<b>Weekly Rate - Any Single Hirer</b>		
Discount applied to Daily rate x 5 or 7 days	10% discount	10%
Multi-area discount	25%	10%
Cleaning & Rubbish removal (all hirings) <i>NB - The cost for cleaning &amp; rubbish removal will be deducted from the bond. An invoice will be raised for amounts in excess of the bond paid.</i>	Cost	10%

## Hire Type – Primitive Camping on any reserve (per 24 hour period)

*NB: Camping is only permissible in conjunction with an event being staged at the site*

	Fee (Inc. GST)	GST
Unpowered Site – per person x 2 people	\$29.00	10%
Extra Child	\$7.00	10%
Extra Adult	\$13.00	10%
Family	\$43.00	10%
Powered Site – per person x 2 people	\$42.00	10%
Extra Child	\$8.00	10%
Extra Adult	\$14.00	10%
Family	\$56.00	10%

### Hire of Council venues for School & Community Service Organisations from within WSC

Registered Schools (including Pre-Schools, Kindergartens and School P&C, providing they are raising money for a registered school) operating within the Wentworth Shire are granted automatic fee waivers for the hire of any Council Reserves. Any preparation costs (such as line marking of ovals) will be charged at standard cost. Bookings must still be made.

For Community/Private use, a charge will only apply in the following instances:

- If there are more than 50 people expected to attend.
- If the booking requires inflatable/amusement devices etc.
- If the booking requires the use of onsite power or the supply of bins.
- If the booking requires a road closure.

Cancellation or no show

- |                                       |                               |
|---------------------------------------|-------------------------------|
| • Greater than 90 days prior to event | Full refund less deposit paid |
| • Less than 90 days prior to event    | 50% refund                    |
| • Less than 1 week prior or no show   | Full forfeiture               |
| • Bond                                | Fully refundable              |

*N.B: No Primitive camping fees will be charged where a licensed User of the Reserve is holding an event.*

## Wentworth Showgrounds Hire

The following areas are available for hire:

- Horse Yards & Stalls
- Festival Parade
- Arena
- Dog Show Parkland

Camping is not permitted at the showgrounds unless it is in conjunction with an event.

## Hire Type

### Casual Hire of Showgrounds

	Unit of Measure	Fee (Inc. GST)	GST
Hire of Designated Areas and amenities. Hire cost is for each designated area per each 24 hour period.		\$197.00	10%
Bond		\$500.00	0%
Cleaning & Rubbish removal (all hirings) <i>Note: The cost for cleaning &amp; rubbish removal will be deducted from the bond. An invoice will be raised for amounts in excess of the bond paid.</i>	Cost		10%

## Camping (per 24 hour period)

*NB: Camping is only permissible in conjunction with an event being staged at the site*

	Unit of Measure	Fee (Inc. GST)	GST
Unpowered Site		\$29.00	10%
Extra Child		\$7.00	10%
Extra Adult		\$13.00	10%
Powered Site		\$42.00	10%
Extra Child		\$8.00	10%
Extra Site		\$14.00	10%

A cancellation fee will be charged as follows:

Cancellation or no show

- Greater than 90 days prior to event
- Less than 90 days prior to event
- Less than 1 week prior or no show
- Bond

Full refund less deposit paid  
50% refund  
Full forfeiture  
Fully refundable

<b>Permissive Occupancy Licence Fees</b>	<b>Fee (Inc. GST)</b>	<b>GST</b>
Application Administrative Fee (new or transfer)	\$270.00	10%
Annual Rent Payable	\$280.00	10%

## Reserve Annual Use Fees and Charges

	<b>Unit of Measure</b>	<b>Fee (Inc. GST)</b>	<b>GST</b>
Reserve Lease Application/Administration Fee (Commercial Lease) <i>Note: If legal advice is required, this is charged at cost price.</i>		\$299.00	10%
Reserve Licence Application/Administration Fee (Commercial Licence) <i>Note: If legal advice is required, this is charged at cost price.</i>		\$299.00	10%
Annual Licence to occupy the reserve		\$299.00	10%
Urgency fee - application made less than 7 days - non refundable		\$180.00	10%
Bond		\$500.00	0%

### Photography & Film Production

Filming fee (non-commercial/not for profit organisation)	Per Licence	\$299.00	10%
Filming fee (commercial)	Per Licence	\$369.00	10%
Filming Application fee (non-refundable)	Per Licence	\$120.00	10%

## Local Markets Stallholders and Food Vendors

	<b>Unit of Measure</b>	<b>Fee (Inc. GST)</b>	<b>GST</b>
<b>Stallholders – Public Liability Provided by Stallholder</b>			
Single Site	Per Site	\$17.00	10%
Double Site	Per Site	\$22.00	10%
<b>Stallholders – Public Liability Provided by Council</b>			
Single Site	Per Site	\$22.00	10%
Double Site	Per Site	\$27.00	10%
<b>Food Vendors</b>			
Refundable Deposit	Per Event	\$100.00	0%



<b>Sundry Fees and Charges</b>	<b>Unit of Measure</b>	<b>Fee (Inc. GST)</b>	<b>GST</b>
Event Management Fee - for groups without public liability insurance	Per hire	\$59.00	10%
Power - access and any use within 24 hour period from time of access	Per day per unit accessed	\$38.00	10%
Key Replacement - lost key or not returned	Per key	\$38.00	10%
Event Advertising - relates to any road closure, fireworks display, or other event with the potential to cause disruption to traffic, noise or other public disturbance	Per event	\$298.00	10%
Hire of Pooncarie Depot Quarters	Per person, per night	\$90.00	10%

<b>Swimming Pools</b>	<b>Unit of Measure</b>	<b>Fee (Inc. GST)</b>	<b>GST</b>
<b>Admission Charges</b>			
Children		\$5.00	10%
Adults		\$6.00	10%
Non-swimming adults		\$5.00	10%
<b>Swimming Carnivals</b>			
Admission charges for swimming carnivals and out of session groups are by arrangement between Belgravia Leisure and group representatives			
<b>Season Tickets</b>			
Family		\$130.00	10%
Adults		\$87.00	10%
Children		\$65.00	10%

<b>Aerodrome</b>	<b>Unit of Measure</b>	<b>Fee (Inc. GST)</b>	<b>GST</b>
Airport Landing Charge (ALC)	Per tonne	\$19.00	10%
Aircraft Parking Charge (APC) – short term	Per day or part day	\$14.00	10%
Aircraft Parking Charge (APC) – long term	Per month	\$268.00	10%
Aircraft Parking Charge (APC) – Non Lease/Apron/Tie Down Areas	Per day or par day	\$6.00	10%
Training Aerodrome Circuits (TAC) – Day Rate	Per hour	\$44.00	10%
Training Aerodrome Circuits (TAC) – Night Rate	Per hour	\$66.00	10%
Airside Supervision Charge (ASC) – Business Hours	Per ARO	\$134.00	10%
Airside Supervision Charge (ASC) – After Hours	Per ARO	\$194.00	10%
Airside Environmental Charge (AEC) – Minimum Charge		\$257.00	10%
Aircraft Hanger Charge (AHC) – New	Per year	On application	10%
Aircraft Hanger Charge (AHC) – Kevin J Thomas Hanger	Per year	\$1,776.00	10%
Call Out Fee (COF) – minimum 2 hour charge	Per hour	\$134.00	10%
Vehicle Parking Charge (VPC)	Per day or part day	\$3.00	10%

# Midway Community Centre

## Midway Centre

### Hire Fees

	Unit of Measure	Fee (Inc. GST)	GST
<b>Midway Function Centre &amp; meeting rooms</b>			
Stadium (includes stage area)	per hour	\$161.00	10%
Function Room and shared foyer	per hour	\$134.00	10%
Service kitchen (includes crockery, cutlery & glassware for 250 persons)	per use	\$202.00	10%
Meeting Room 1 with shared foyer and shared kitchenette	per hour	\$53.00	10%
Meeting Room 2 with shared foyer and shared kitchenette	per hour	\$53.00	10%
Foyer / Gallery Space (as a stand-alone space)	per hour	\$42.00	10%
<b>Midway Serviced Offices</b>			
Health Services Room with shared foyer & shared kitchenette	per hour	\$53.00	10%
Office 1 or 2 with shared foyer & shared kitchenette	per hour	\$42.00	10%
<b>Service Centre Facilities</b>			
<i>NB these facilities are only available during centre opening hours</i>			
Service Centre Officer 1 or 2	per hour	\$53.00	10%
Craft Room	per hour	\$53.00	10%
Bond and cleaning charges	On room hire	25%	
Bond - groups of 30 people or more	no discount	\$750.00	0%
Bond - Not for Profit Groups/groups of less than 30 people	no discount	\$200.00	0%
One-off Cleaning Charge (if required). Minimum charge \$200.00 deducted from the bond. An invoice will be raised for amounts in excess of the bond paid.	per clean	Min. \$200.00	10%

**Midway Centre****Hire Packages & discounts**

	Unit of Measure	Fee (Inc. GST)	GST
<b>Daily Rate</b>			
Stadium, Function Room, Service kitchen, Meeting Rooms 1 & 2 and Foyer/Gallery Space.	24 hours	\$5,026.00	10%
Stadium, Function Room, Service kitchen and Foyer/Gallery Space.	24 hours	\$3,741.00	10%
Stadium	24 hours	\$1,930.00	10%
Function Room, Service kitchen and shared foyer/gallery space	24 hours	\$1,809.00	10%
<b>Multi-day Discount</b>			
Hire package for 2 full consecutive days. For events booked before 30 June 2026 to be held before 30 June 2027.	discount applied to daily rate	15%	10%
Hire package for 3 full consecutive days. For events booked before 30 June 2026 to be held before 30 June 2027.	discount applied to daily rate	20%	10%
<b>Not for Profit Groups (refer definitions)</b>			
Not for Profit Community Groups based in Wentworth Shire Council <i>NB cannot be used in conjunction with any other discounts.</i>		75%	10%
All other Not for Profit Groups <i>NB cannot be used in conjunction with any other discounts.</i>		50%	10%
Regular User Discount (12 month user agreement as negotiated by Council)	from standard hourly rate	75%	10%

**Equipment & labour hire**

	Unit of Measure	Fee (Inc. GST)	GST
Teleconference equipment	Each use	\$47.00	10%
Video Conferencing in Meeting Room 1 & 2. Data Projector & Audio System with wireless microphone in Function Room	Each use	\$26.00	10%
Urn (20 litre capacity)	Each Use	\$16.00	10%
Labour hire (assistance with set up and pull down) – if required	per person/per hour	\$42.00	10%
Event facilitation and coordination (if required)	per hour	\$202.00	10%
On-site IT support (if required)	per hour	\$202.00	10%

## Midway Centre Hire Fees - Additional Notes

### Midway Centre Stadium

- Stadium court with permanent line marking for basketball and netball
- Stage area, with maximum seating capacity of 700
- Full sound system

### Function Room

- Carpet floor
- Audio Visual Equipment
- Data Projector
- Audio System & Wireless Microphone
- Tables & Chairs included in hire charge
- Maximum seating capacity of 250

### Function Room Kitchen

- Service Kitchen with crockery & cutlery for 250 people

### Meeting Rooms

- Carpet Floor
- Tables & Chairs included in hire charge
- Maximum seating capacity (each room) 40

### Kitchenette (shared)

- Service or bar kitchen
- Limited quantity of crockery & cutlery

### Offices

- Office with desk/ meeting table and 4 chairs
- Access to shared kitchen facilities

### Multi-day not for profit discount

The discount can only be applied to Registered Not for Profit Organisations, Government and Semi-Government users, State and Federal Members of Parliament.

The discount cannot be added to any other discounts.

### Regular User discount

The discount can only be applied to users who have entered into a 12 month signed agreement approved by Council.

### Additional cleaning charge

Failure to leave the venue clean and tidy, with floors mopped and or vacuumed, toilets cleaned, benches wiped and bins emptied will result in an additional cleaning charge being applied.

### Bookings and cancellations

- A 20% non-refundable deposit must accompany all bookings, including bookings for community groups who are making application through Council for fee reductions or waivers.
- Unless otherwise agreed, an invoice will be raised and must be paid in full within 30 days. Any fee waiver or reduction granted by Council after payment of the invoice will be refunded to the hirer.
- Payment of the bond must be made before access permissions are issued for the facility.

A cancellation fee will be charged as follows:

Cancellation or no show	Amount
Greater than 90 days prior to the event	Full refund less deposit paid
Less than 90 days prior to the event	50% refund
Less than 1 week prior to the event or no show	Full forfeiture
Bond	Fully refundable



# Wentworth Visitor Centre Conference Room

Business & Commercial Use	Unit of Measure	Fee (Inc. GST)	GST
Private/Government - Per hour	Per use	\$500.00	10%
Private/Government - Per day	Per use	\$1,500.00	10%
Bond		\$750.000	0%

Community Use	Unit of Measure	Fee (Inc. GST)	GST
Community – Per hour	Per use	\$250.00	10%
Community – Per day	Per use	\$750.00	10%
Bond		\$350.00	0%

One-off Cleaning Charge (if required). Minimum charge \$200.00 deducted from the bond. An invoice will be raised for amounts in excess of the bond paid.

## Hire Packages & discounts

For events booked before 30 June 2026 to be held before 30 June 2027.

	Unit of Measure	Discount	GST
Multi-day discount – Hire package for 5 full consecutive days	Per use	25%	10%

## Wentworth Visitor Centre Conference Room Hire Fees - Additional Notes

### Conference Room

- Large area overlooking the Darling River
- Carpet floor
- Full sound system / Audio Visual Equipment
- Tables & Chairs included in hire charge
- Maximum seating capacity of 150

A cancellation fee will be charged as follows:

Cancellation or no show	Amount
Greater than 90 days prior to the event	Full refund less deposit paid
Less than 90 days prior to the event	50% refund
Less than 1 week prior to the event or no show	Full forfeiture
Bond	Fully refundable

### Auditorium Service Kitchen

- Service Kitchen with crockery & cutlery for 150 people

### Additional cleaning charge

Failure to leave the venue clean and tidy, with floors mopped and or vacuumed, toilets cleaned, benches wiped and bins emptied will result in an additional cleaning charge being applied.

### Bookings and cancellations

- A 20% non-refundable deposit must accompany all bookings, including bookings for community groups who are making application through Council for fee reductions or waivers.
- Unless otherwise agreed, an invoice will be raised and must be paid in full within 30 days. Any fee waiver or reduction granted by Council after payment of the invoice will be refunded to the hirer.
- Payment of the bond must be made before access permissions are issued for the facility.

## Water & Waste Water

Filtered and unfiltered water supply	Fee (Inc. GST)	GST
<b>Tapping Fees</b>		
20mm	\$557.00	0%
25mm	\$696.00	0%
32mm	\$890.00	0%
40mm	\$1,070.00	0%
50mm	\$1,338.00	0%
80mm	\$2,140.00	0%
100mm	\$2,674.00	0%
150mm	\$4,012.00	0%
<b>Meter Charges - Filtered</b>		
20mm	\$372.00	0%
25mm	\$464.00	0%
32mm	\$594.00	0%
40mm	\$712.00	0%
50mm	\$890.00	0%
80mm	\$1,426.00	0%
100mm	\$1,782.00	0%
150mm	\$2,672.00	0%
<b>Meter Charges - Unfiltered</b>		
20mm	\$397.00	0%
25mm	\$497.00	0%
32mm	\$635.00	0%
40mm	\$762.00	0%
50mm	\$952.00	0%
80mm	\$1,524.00	0%
100mm	\$1,905.00	0%
150mm	\$2,858.00	0%

## Misc. Water and Sewer Charges

	Fee (Inc. GST)	GST
Standpipe fee	\$3,750.00	0%
Flow control valve - for unfiltered water to subdivisions - East of Gol Gol creek and at Wentworth Aerodrome	\$74.00	0%
Cut in new sewer junction (supervision fee only - applicant to supply all fittings)	\$234.00	0%

### Notes:

- *Meter Charge is from the meter to inside of building/property*
- *Meter Charge includes inspection fee*
- *Unfiltered water includes "Y" strainer*

## Appendix A - Bodies Granted Exemptions

The following list represents the known value of pre-approved Financial Assistance that have been granted to Organisations for the 2025/2026 financial year

Organisation	Purpose	Qty	\$ Waived
Australian Inland Botanic Gardens	Contribution to operational costs	1	\$53,940.00
Buronga Go Gol Senior Citizens Club	Contribution towards photocopying done at the Buronga Library	1	\$195.00
Buronga Gol Gol Senior Citizens Club	Regular hiring of Midway Meeting Rooms, Kitchen and Foyer @ 3 hours per week	N/A	\$4,992.00
Coomealla Senior Citizens Club	Regular hiring of Dareton Senior Citizens Rooms (bond waived)	N/A	\$12,318.00
Coomealla Senior Citizens Club	Refund of public liability insurance premium up to maximum of \$702.00	1	\$702.00
Dareton Community Action Team	Waiver of Annual Licence Fee for meetings at Dareton Senior Citizens Rooms	1	\$298.00
Dareton Community Creative Centre Inc.	Waiver of hire costs for the use of the Dareton Activity Centre	1	\$4,887.00
Gol Gol Hawks Football Netball Club	Use of James King Park for annual Easter fundraising activities	1	\$469.00
Gol Gol Primary School	Hiring of wheelie bins for annual country fair	10	\$560.00
Koori Kids	Donation	1	\$250.00
Murray House Aged Care	Subsidy against annual water rates	1	\$5,000.00
New South Western Standard Bulletin	Exclusive use of Council controlled building	N/A	\$9,338.70
Rotary Wentworth Op Shop	Exclusive use of Council controlled building	N/A	\$13,229.00
St John's Anglican Ladies Guild	2 Annual Hire Fees for War Memorial Rooms	2	\$106.00

Wentworth District R.S.L Sub Branch	Hiring of Wentworth Wharf Lawns (bond waived) for annual ANZAC day lunch	1	\$123.00
Wentworth District R.S.L Sub Branch	Hiring of wheelie bins for annual ANZAC day lunch	4	\$112.00
Wentworth District R.S.L Sub Branch Women's Auxiliary	Annual licence fee for meetings held in Memorial Rooms	1	\$284.00
Wentworth Regional Community Project Association.	Hire of Rubbish Bins for Christmas Eve Street Party	8	\$216.00
Wentworth Senior Citizens Club	Regular hiring of Wentworth Memorial Rooms (bond waived) 12 uses @ \$117 per day and 24 uses @ \$53 (1/2 day)	N/a	\$2,820.00
Wentworth Senior Citizens Club	Refund of public liability insurance premium up to maximum of \$1,124	1	\$1,124.00
Wentworth Shire Interagency Group	Hire of Room at Midway	10	\$265.00
<b>Total amount of funds granted from Donations, Contributions and Grants Program</b>			<b>\$112,348.70</b>

*Notes:*

*(1) Registered Schools (including pre-schools, kindergartens and School P&C raising money for registered School) operating within the Wentworth Shire are granted automatic fee waivers for the hire of any Council venue (hall, meeting room). Any preparation costs (such as line marking of ovals) will be charged at standard cost. Bookings must still be made.*

*(2) Public Schools operating within the Wentworth Shire end of year presentation day, up to a maximum of \$300.00 per school*



# Appendix B – Section 68 Local Government Act Approvals Not Otherwise Listed Health & Planning Division

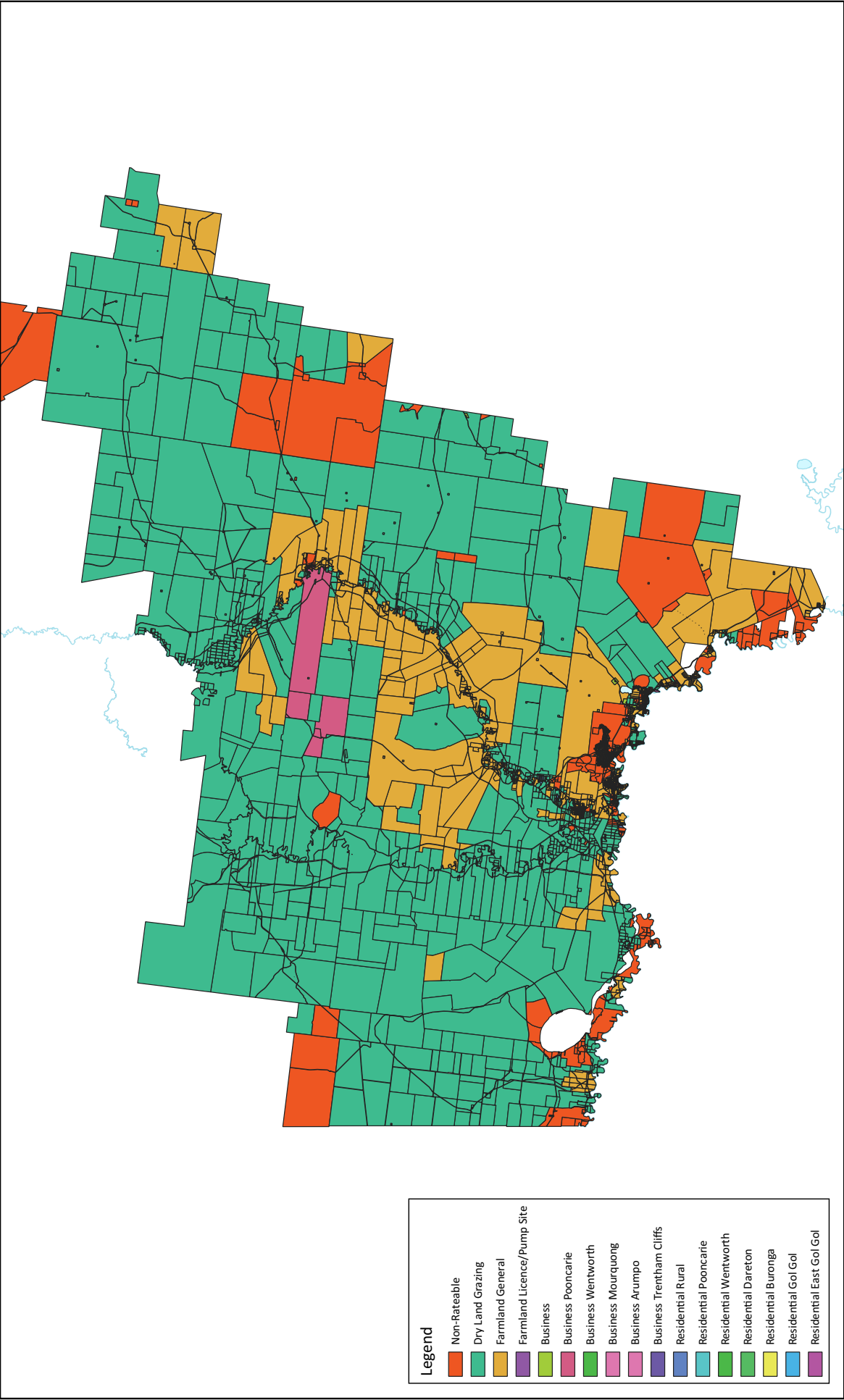
Public Roads	
1.	Swing or hoist goods across or over any part of a public road by means of a lift, hoist or tackle projecting over the footway.
2.	Expose or allow to be exposed (whether for sale or otherwise) any article in or on or so as to overhang any part of the road or outside a shop window or doorway abutting the road, or hang an article beneath an awning over the road.
Other Activities	
1.	Operate a public car park.
2.	Operate a manufactured home estate.
3.	Install a domestic oil or solid fuel heating appliance, other than a portable appliance.
4.	Install or operate amusement devices.
5.	Use a standing vehicle or any article for the purpose of selling any article in a public place.
6.	Carry out an activity prescribed by the regulations or an activity of a class or description prescribed by the regulations.



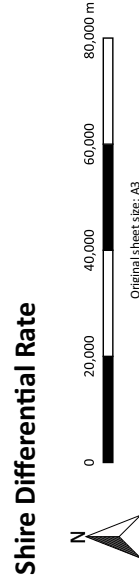
Gol Gol Wetlands

## 4. Rating Maps

Shire Differential Rate	94
Buronga	95
Coomealla	96
Curlwaa	97
Dareton	98
Ellerslie	99
Gol Gol	100
Pomona	101
Pooncarie	102
Wentworth	103



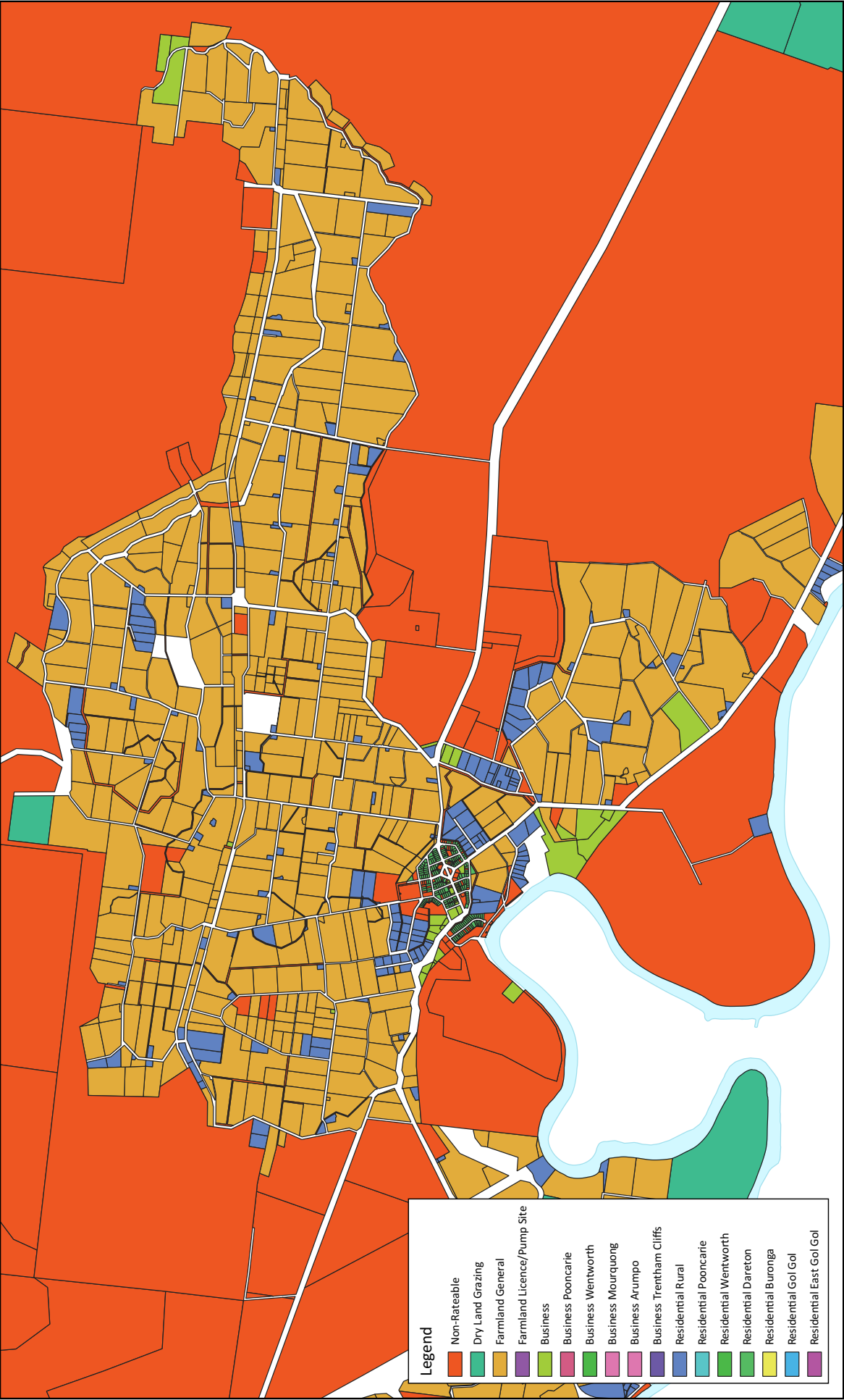
© Wentworth Shire Council 2022.  
© Department of Finance, Services and Innovation 2020.  
© Department of OH, LMCDMA, Neermap, NODIA, Worleyparsons, Millura ICC, Sunrise Mapping.  
© Department of State Water, NSW SES, Geoscience Australia, Western Murray Irrigation Ltd. While every care is taken to ensure the accuracy of the information contained in this map, the Council and its officers, and the Government departments and Non-Government organisations whom supply of data sets, make no representations or warranties about its accuracy, reliability, completeness or suitability for any particular purpose and disclaim all responsibility and all liability (including without limitation, liability in negligence) for all expenses, losses, damages and compensation or any other claims whatsoever which you might incur as a result of the use of the information contained in this map. You acknowledge and agree that you may incur such claims as a result of the use of the information contained in this map. This map is not to be sold or remade as part of a commercial product.



P.O. Box 81 Wentworth 2648.  
Tel: (03) 5027 5027 Fax: (03) 5027 5000  
E: [council@wentworth.nsw.gov.au](mailto:council@wentworth.nsw.gov.au)  
W: [www.wentworth.nsw.gov.au](http://www.wentworth.nsw.gov.au)

**Wentworth**  
SHIRE COUNCIL





PO Box 81 Wentworth 2648.  
Tel: (03) 5027 5027 Fax: (03) 5027 5000  
E: [council@wentworth.nsw.gov.au](mailto:council@wentworth.nsw.gov.au)  
W: [www.wentworth.nsw.gov.au](http://www.wentworth.nsw.gov.au)

**Wentworth**  
SHIRE COUNCIL

Created by: Richard Waters  
Date: 03/06/2022  
Scale: 1:35,000  
Datum/Projection: GDA94 / MGA 54

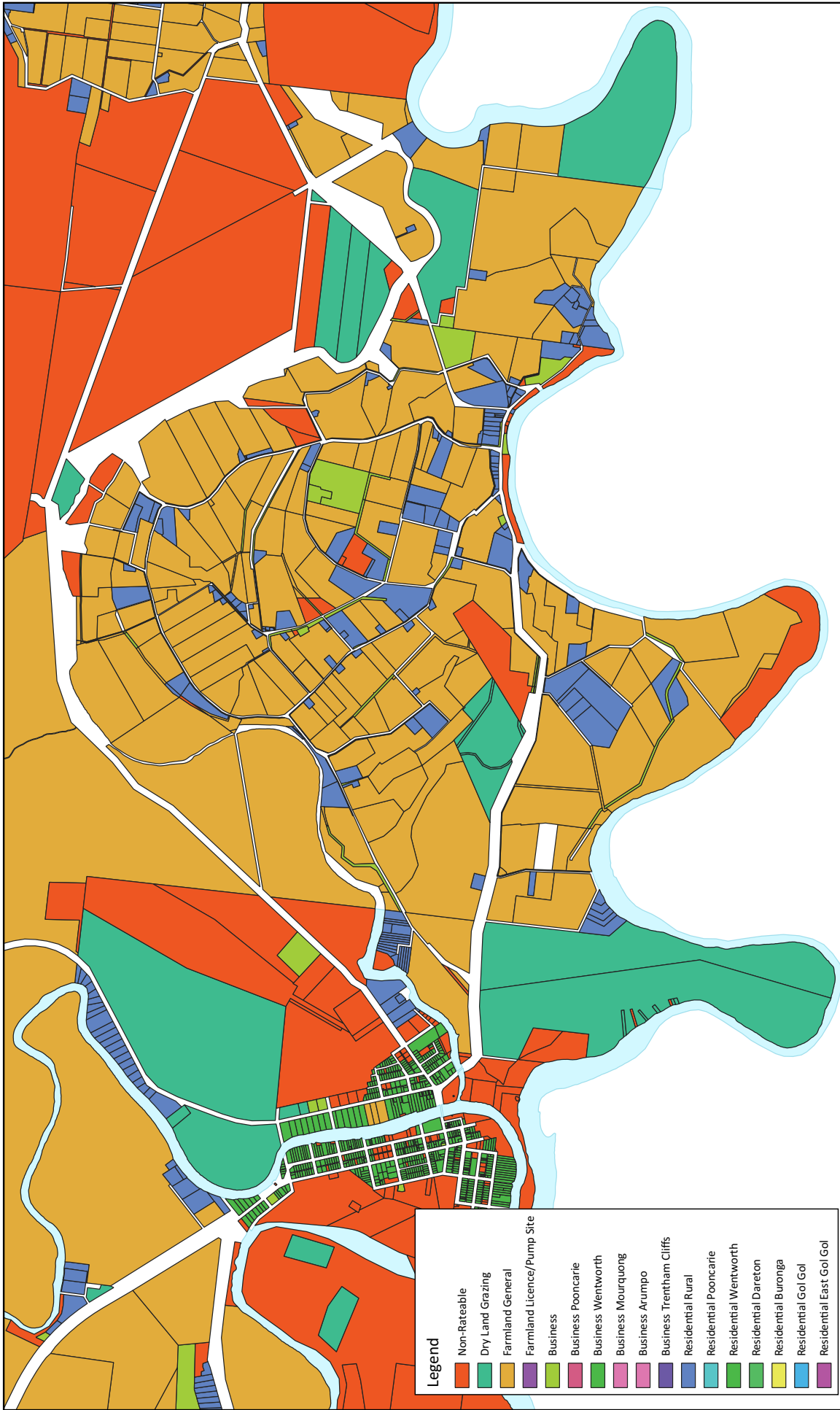
**Coomealla Differential Rate**

0 800 1,600 2,400 3,200 m

Original sheet size: A3

© Wentworth Shire Council 2022.  
© Department of Finance, Services and Innovation 2020.  
© Department of OH, LMDCMA, Neermap, NDBA, Wentworth Shire, Millara ICC, Sunrise Mapping.  
© Department of State Water, NSW WS, Geoscience Australia, Western Murray Irrigation Ltd. While every care is taken to ensure the accuracy of the information contained in this map, the Council, its officers, employees, contractors, Government departments and Non-Government organisations who supply datasets, make no representations or warranties about its accuracy, reliability, completeness or suitability for any particular purpose and disclaims all responsibility and all liability (including without limitation, liability in negligence) for all expenses, losses, damages, compensation or claims whatsoever that may be incurred or suffered by you or any third party as a result of the use of the information contained in this map. This map is not to be sold or remade as part of a commercial product.





© Wentworth Shire Council 2022.  
 © Department of Finance, Services and Innovation 2020.  
 © Department of OH, LMDCMA, Neermap, MODA, Worley Parsons, Millura ICC, Sunrise Mapping.  
 Department of State Water, NSW WS, Geoscience Australia, Western Murray Irrigation Ltd. While every care is taken to ensure the accuracy of the information contained in this map, the Council, its officers and employees, Government departments and Non-Government organisations who supply data sets, make no representations or warranties about its accuracy, reliability, completeness or suitability for any particular purpose and disclaim all responsibility and all liability (including without limitation, liability in negligence) for all expenses, losses, damages and compensation or any other claims whatsoever that may be incurred or suffered by you or a third party as a result of the use of the information contained in this map. This map is not to be sold or remade as part of a commercial product.

**Curlwaa Differential Rate**

Created by: Richard Waters  
 Date: 03/06/2022  
 Scale: 1:30,000  
 Datum/Projection: GDA94 / MGA 54

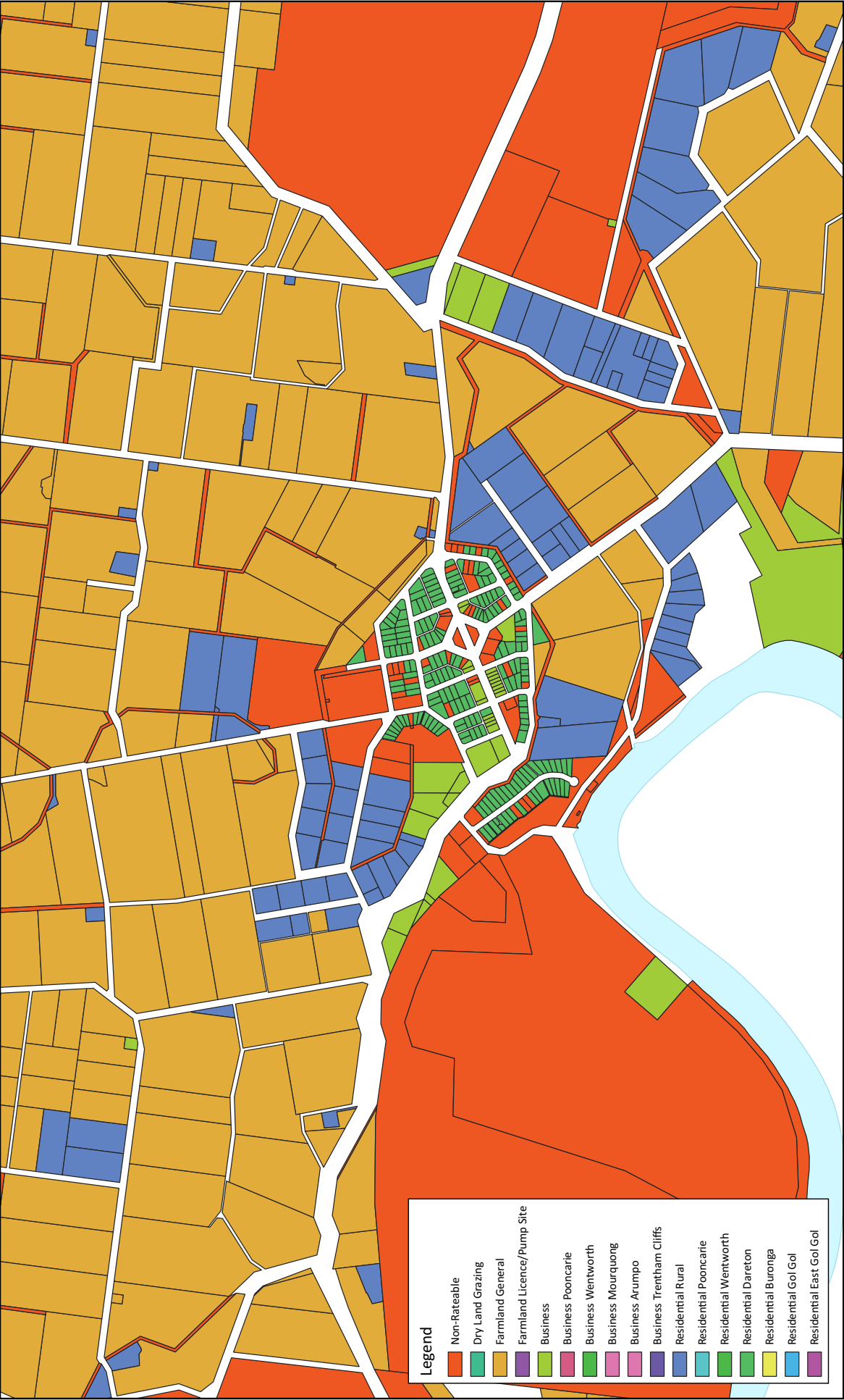
0 700 1,400 2,100 2,800 m

Original sheet size: A3

P.O. Box 81 Wentworth 2648.  
 Tel: (03) 5027 5027 Fax: (03) 5027 5000  
 E: [council@wentworth.nsw.gov.au](mailto:council@wentworth.nsw.gov.au)  
 W: [www.wentworth.nsw.gov.au](http://www.wentworth.nsw.gov.au)

**Wentworth**  
 SHIRE COUNCIL





**Dareton Differential Rate**

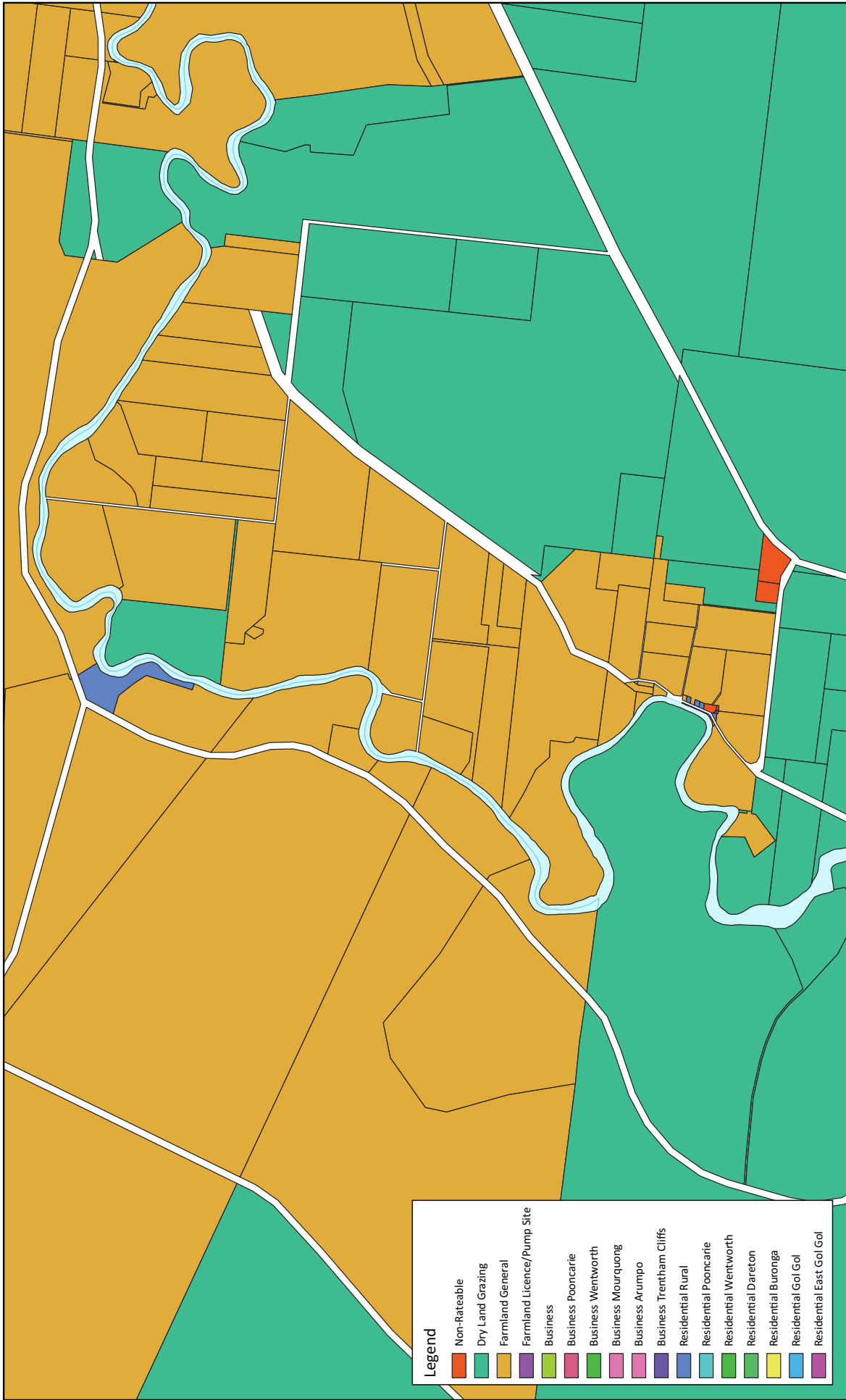
Created by: Richard Waters  
Date: 03/06/2022  
Scale: 1:12,000  
Datum/Projection: GDA94 / MGA 54

0 200 400 600 800 m  
Original sheet size: A3

P.O. Box 81 Wentworth 2648.  
Tel: (03) 5027 5027 Fax: (03) 5027 5000  
E: [council@wentworth.nsw.gov.au](mailto:council@wentworth.nsw.gov.au)  
W: [www.wentworth.nsw.gov.au](http://www.wentworth.nsw.gov.au)

**Wentworth**  
SHIRE COUNCIL

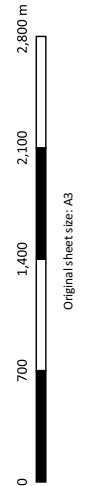
© Wentworth Shire Council 2022.  
© Department Finance, Services and Innovation 2020.  
© Department of OH, LMCDMA, Neermap, MODA, Worley Parsons, Millura ICC, Sunrise Mapping.  
© Department of State Water, NSW WS, Geoscience Australia, Western Murray Irrigation Ltd. While every care is taken to ensure the accuracy of the information contained in this map, the Council, its officers, employees, contractors, Government departments and Non-Government organisations who supply data sets, make no representations or warranties about its accuracy, reliability, completeness or suitability for any particular purpose and disclaims all responsibility and all liability (including without limitation, liability in negligence) for all expenses, losses, damages and compensation or any other claims or actions that may be made against you or your organisation as a result of the use of the information contained in this map. This map is not to be sold or remade as part of a commercial product.



- Legend**
- Non-Rateable
  - Dry Land Grazing
  - Farmland General
  - Farmland Licence/Pump Site
  - Business
  - Business Pooncarie
  - Business Wentworth
  - Business Mourquong
  - Business Arumpo
  - Business Trentham Cliffs
  - Residential Rural
  - Residential Pooncarie
  - Residential Wentworth
  - Residential Dareton
  - Residential Buronga
  - Residential Gol Gol
  - Residential East Gol Gol

## Ellerslie Differential Rate

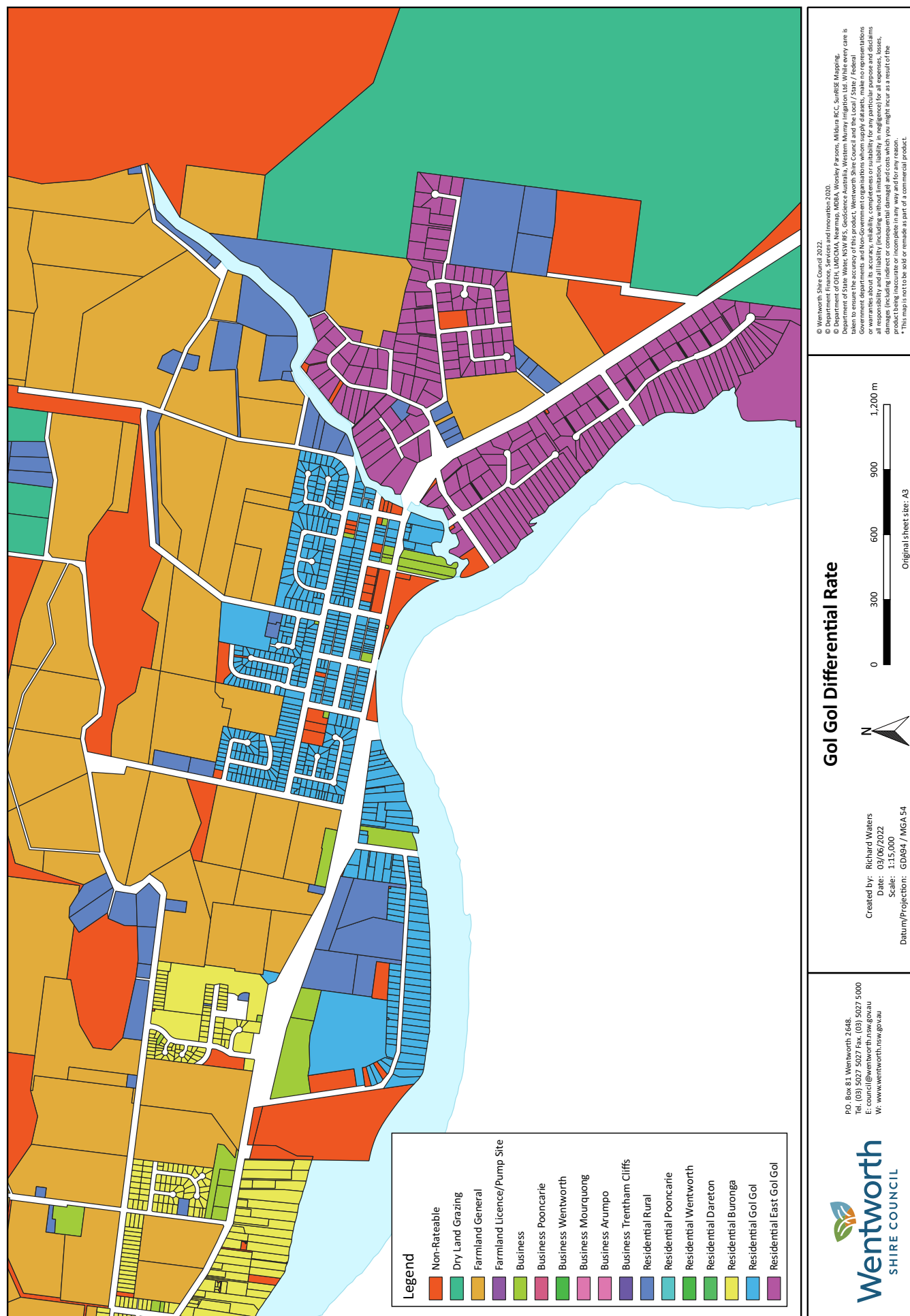
Created by: Richard Waters  
 Date: 03/06/2022  
 Scale: 1:30,000  
 Datum/Projection: GDA94 / MGA 54



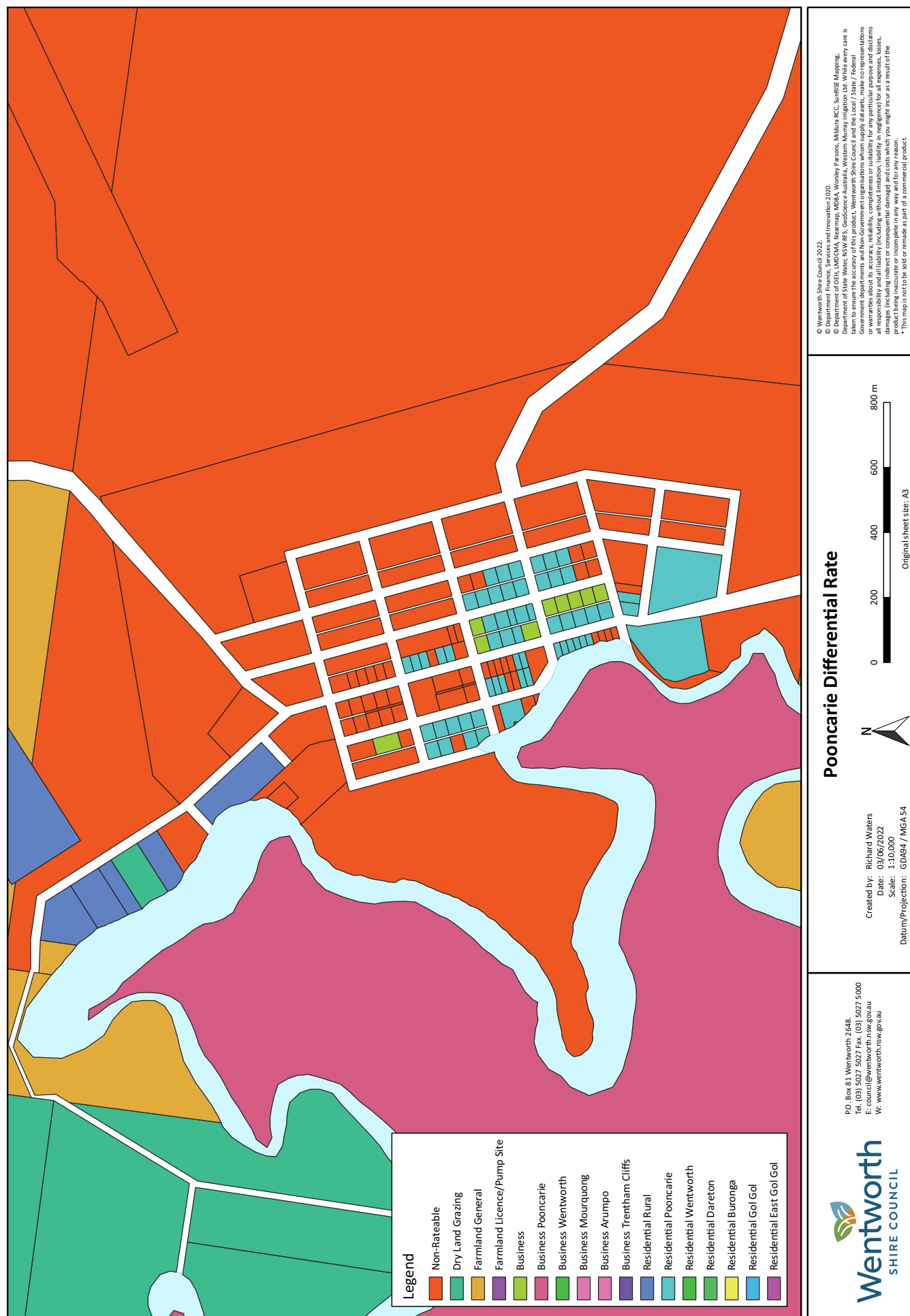
© Wentworth Shire Council 2022.  
 © Department of Finance, Services and Innovation 2020.  
 © Department of OH, LMDCMA, Neermap, NDBA, Worleyp Parsons, Millura ICC, Sunrise Mapping.  
 Department of State Water, NSW WS, Geoscience Australia, Western Murray Irrigation Ltd. While every care is taken to ensure the accuracy of the information contained in this map, the Council, its officers, employees, contractors, Government departments and Non-Government organisations who supply data sets, make no representations or warranties about its accuracy, reliability, completeness or suitability for any particular purpose and disclaims all responsibility and all liability (including without limitation, liability in negligence) for all expenses, losses, damages and costs (including legal costs) which you may incur as a result of the use of the information contained in this map. This map is not to be sold or remade as part of a commercial product.

P.O. Box 81 Wentworth 2648.  
 Tel: (03) 5027 5027 Fax: (03) 5027 5000  
 E: council@wentworth.nsw.gov.au  
 W: www.wentworth.nsw.gov.au









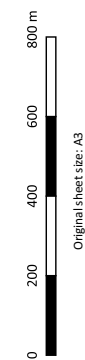




**Legend**

Non-Rateable
Dry Land Grazing
Farmland General
Farmland Licence/Pump Site
Business
Business Pooncarie
Business Wentworth
Business Mourquong
Business Arumpo
Business Trentham Cliffs
Residential Rural
Residential Pooncarie
Residential Wentworth
Residential Dareton
Residential Buronga
Residential Gol Gol
Residential East Gol Gol

## Wentworth Differential Rate



Created by: Richard Waters  
 Date: 03/06/2022  
 Scale: 1:12,000  
 Datum/Projection: GDA94 / MGA 54

P.O. Box 81 Wentworth 2648.  
 Tel: (03) 5027 5027 Fax: (03) 5027 5000  
 E: [council@wentworth.nsw.gov.au](mailto:council@wentworth.nsw.gov.au)  
 W: [www.wentworth.nsw.gov.au](http://www.wentworth.nsw.gov.au)



© Wentworth Shire Council 2022.  
 © Department of Finance, Services and Innovation 2020.  
 © Department of OH, LMDCMA, Neermap, MDA, Wotley Parsons, Millura ICC, Sunrise Mapping.  
 Department of State Water, NSW WS, Geoscience Australia, Western Murray Irrigation Ltd. While every care is taken in the preparation of this map, the Council and its officers, and the various Government departments and Non-Government organisations whom supply data sets, make no representations or warranties about its accuracy, reliability, completeness or suitability for any particular purpose and disclaims all responsibility and all liability (including without limitation, liability in negligence) for all expenses, losses, damages and compensation of any kind or for any injury or damage of any kind which may be incurred by or for any person acting in reliance on the map or its contents. This map is not to be sold or remade as part of a commercial product.



