
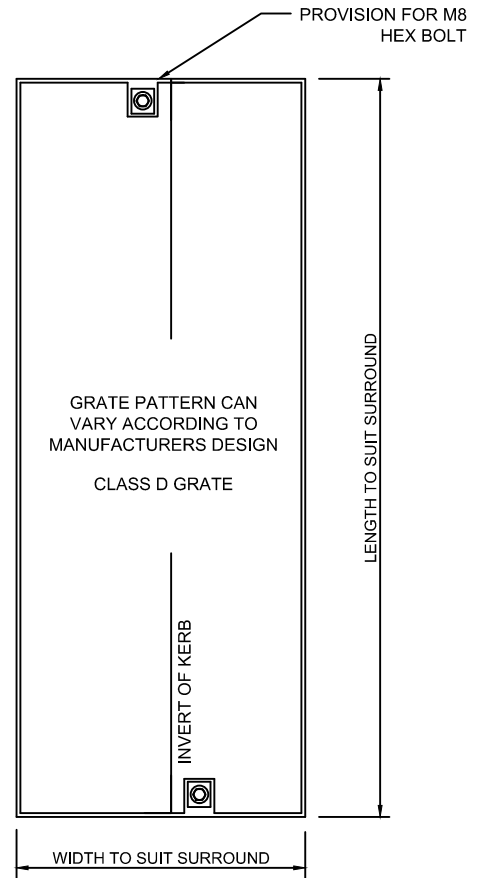


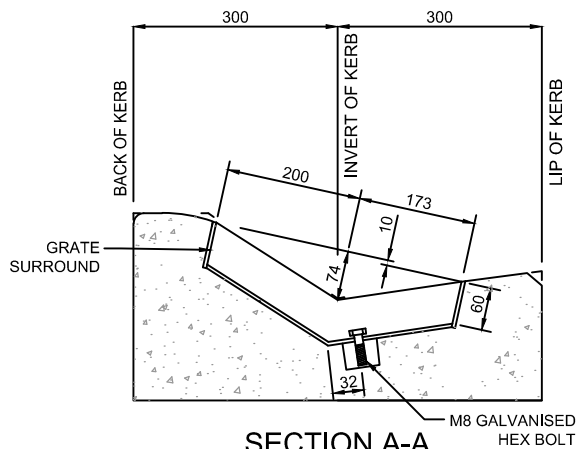
Drawing name: E:\my documents\work\0jobs\3WC\standards development\standard drawings\SD5-13A REV/ A.dwg (06 Nov, 2015)



GRATE SURROUND PLAN



GRATE LID PLAN



SECTION A-A

NOTES:

1. GRATE PATTERN IS TO BE DESIGNED BY MANUFACTURER TO FIT THE FRAME.
2. GRATE TO BE BIKE SAFE, LOCK DOWN AND HOT DIP GALVANISED.
3. GRATE TO BE CLASS D IN ACCORDANCE WITH AS 3996.
4. APPROVED GRATES TO BE USED ONLY AFTER SUBMISSION OF POSITIVE RESULTS FROM NATA APPROVED TESTERS (ONLY GRATES THAT HAVE BEEN PREREGISTERED TO BE USED).
5. FOR PRE APPROVED GRATES REFER TO SD5-18A.
6. FRAME AND LUGS TO BE FULLY WELDED FROM OUTSIDE ONLY.
7. ALL DIMENSIONS ARE SPECIFIED AS INTERNAL.

A	22/10/15	ORIGINAL ISSUE		S.W.	S.P.
REV.	DATE	REVISION DESCRIPTION		DRN.	APPD.

GENERAL NOTES:

1. DRAWING NOT TO BE SCALED.
2. ALL MEASUREMENTS ARE IN MILLIMETRES UNLESS STATED OTHERWISE.
3. FOR UP-TO-DATE DRAWINGS PLEASE CONTACT WENTWORTH SHIRE COUNCIL (WSC) OR CHECK THE WSC WEBSITE.
4. ALL STANDARD DRAWINGS ARE TO BE USED IN CONJUNCTION WITH SD1-1 (STANDARD DRAWINGS CONDITIONS OF USE).

**WENTWORTH
SHIRE COUNCIL**
WORTH THE DRIVE

STANDARD DRAWINGS

**GRATE DETAIL
FOR SM2 KERB**

DATE CREATED:
22/10/15

DRG. NO:
SD5-13A

REV:
A