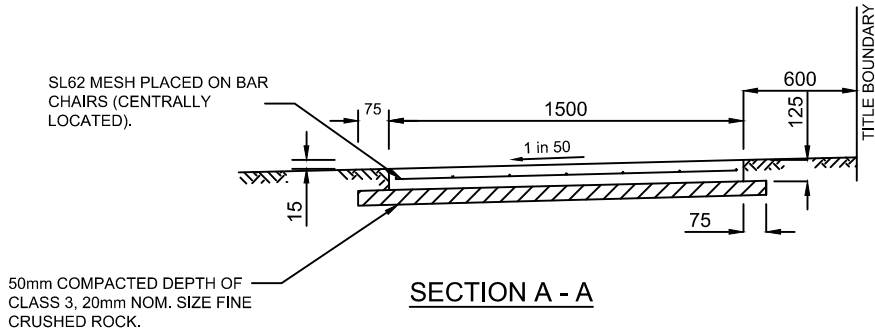
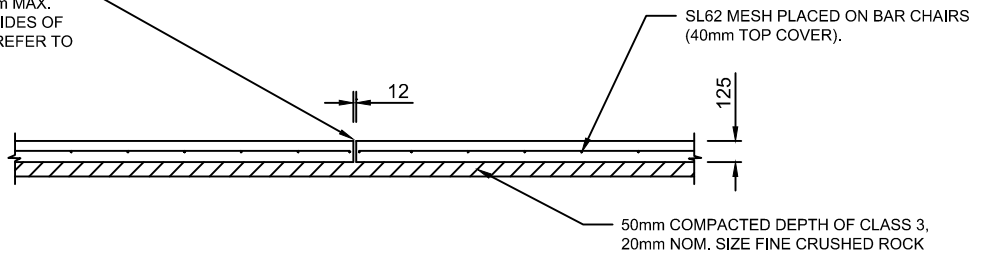


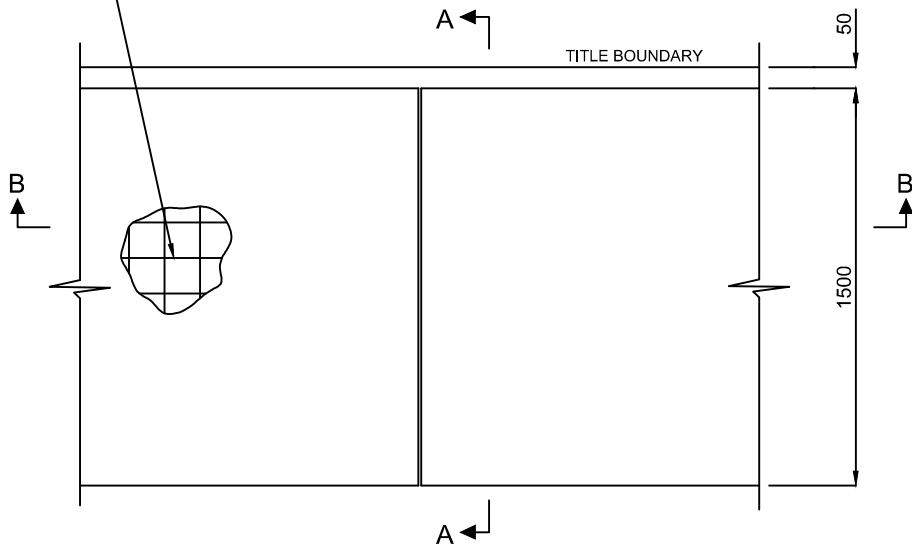
Drawing name: E:\my documents\work\03\standards development\standard drawings\SD2-1 REV A.dwg (05 Nov, 2015)



EXPANSION JOINTS TO BE CONSTRUCTED AT 12m MAX. CTRS. AND AT BOTH SIDES OF VEHICLE CROSSING. REFER TO SD2-4 FOR DETAIL.



SL62 MESH PLACED ON BAR CHAIRS. 40mm TOP COVER.



### PLAN

#### NOTES :

1. MINIMUM CONCRETE STRENGTH IS 25MPa AT 28 DAYS.
2. COUNCIL'S PRAM CROSSING DETAIL TO BE USED AT ROADWAYS ( SEE SD3-1 ).
3. CONCRETE TO BE LIGHT BROOM FINISH WITH EDGES NEATLY TOOLED AFTER THE BROOM IS APPLIED.
4. ANY EXPOSED AGGREGATE SURFACE FINISH IS TO BE ACHIEVED BY SANDBLASTING AFTER AT LEAST 48 HOURS CURING TIME. COUNCIL APPROVAL IS REQUIRED FOR THIS TREATMENT.
5. JOINTING TO BE IN ACCORDANCE WITH SD2-4.
6. ALL SURFACES MUST COMPLY WITH AS4586 - SLIP RESISTANCE CLASSIFICATION OF NEW PEDESTRIAN SURFACE MATERIALS.
7. N12mm Ø DEFORMED BARS AT 300mm CENTRES TO JOIN OLD CONCRETE TO NEW WHEN REINSTATING BROKEN FOOTPATH OR AS DIRECTED BY COUNCIL OFFICER.

A	13/10/15	ORIGINAL ISSUE	S.W.	S.P.	
REV.	DATE	REVISION DESCRIPTION	DRN.	APPD.	

#### GENERAL NOTES:

1. DRAWING NOT TO BE SCALED.
2. ALL MEASUREMENTS ARE IN MILLIMETRES UNLESS STATED OTHERWISE.
3. FOR UP-TO-DATE DRAWINGS PLEASE CONTACT WENTWORTH SHIRE COUNCIL (WSC) OR CHECK THE WSC WEBSITE.
4. ALL STANDARD DRAWINGS ARE TO BE USED IN CONJUNCTION WITH SD1-1 (STANDARD DRAWINGS CONDITIONS OF USE).

**WENTWORTH  
SHIRE COUNCIL**  
WORTH THE DRIVE

## STANDARD DRAWINGS

### FOOTPATH (AGAINST TITLE BOUNDARY)

DATE CREATED:  
13/10/15

DRG. NO:

**SD2-1**

REV: **A**